





DAL  
1981

## index

. 1 SERIE 36G pareti divisorie in vetro per ufficio <i>movable glass partitions for the office</i>	pag. 6
. 2 SERIE 110SC pareti divisorie con scurelto per ufficio <i>office partitions with shadow gap</i>	pag. 36
. 3 SERIE 446E pareti divisorie attrezzate per ufficio <i>storage partition walls</i>	pag. 58
. 4 SERIE 80A - 100B pareti divisorie con coprifilo per ufficio <i>office partitions with covering</i>	pag. 78
. 5 porte su muratura e cartongesso <i>doors on masonry and plasterboard</i>	pag. 94
. 6 finiture <i>finishes</i>	pag. 114
. 7 maniglie <i>handles</i>	pag. 118

# Fipe System

Rendiamo concreto il desiderio del cliente che si affida a noi

La Fipe System nasce nel 1981. Aldo Rosani insieme con la moglie Agata dà vita ad un ambizioso progetto imprenditoriale che nasce con un obiettivo preciso: REALIZZARE UN PRODOTTO PERSONALIZZATO DI QUALITÀ che soddisfi le necessità di una clientela esigente, che non si accontenta del prodotto standard. Sempre in crescita, l'azienda, nel 2000 si trasferisce nell'attuale sede di Cogliate per dar spazio ad un team più ampio e specializzato.

A partire dal 2017 sono Daniela e Fabio, i figli del fondatore da sempre in azienda, a mettersi alla guida della Fipe System, portando avanti i valori che da sempre la fondano.

Soddisfiamo il cliente con soluzioni customizzate e d'avanguardia, realizzando prodotti originali e innovativi. Forti nella ricerca di tecnologie e con il costante aggiornamento di materiali e prodotti rendiamo concreto il desiderio del cliente che si affida a noi.

I nostri servizi: ascolto del cliente e supporto nelle scelte, rilievo misure, preventivi gratuiti, progettazione e disegni tecnici, fornitura e installazione con personale qualificato, assistenza tecnica post vendita, progetti custom su richiesta, progetti "chiavi in mano" dell'ufficio (pavimenti, controsoffitti, ecc...).

## *Turning our customers' wishes into reality*

*Fipe System was established in 1981. Aldo Rosani, along with his wife Agata, gives birth to an ambitious business project born with a clear objective: MAKE A TAILORED QUALITY PRODUCT to meet the needs of demanding customers, who are not satisfied with standard products. As a result of its constant growth, in 2000 the company moved to its present headquarters in Cogliate to accommodate a larger and more qualified team. Today Fipe System is run by Daniela and Fabio, who stepped into their father's position in 2017 to lead the company in line with its core values.*

*We cater for our customers' needs with customized and pioneering solutions, creating original and innovative products. With a strong focus on technology research, we are constantly upgrading our materials and products to turn our customers' wishes into reality.*

*Our services: active customer-listening and decision-making support, on-site measurements, free estimates, planning and technical drawings, supply and installation by qualified personnel, customer service, customised projects, "turnkey" office projects ( floors, false ceilings, etc ...).*

# SERIE

36G  
110SC  
446E  
80A-100B

Pareti divisorie in vetro per ufficio: trasparenza, brillantezza e leggerezza sono le caratteristiche distintive della parete vetrata. Il vetro è utilizzato come elemento principale dell'intera struttura e la rende una soluzione ottimale per ambienti di lavoro moderni ed eleganti, personalizzabili in infiniti modi grazie all'ampia gamma di finiture e alla facile integrazione con la parete attrezzata e gli armadi serie 446E.

Punto di forza di questa parete è l'assenza di montanti intermedi tra i vetri: la parete sfrutta infatti la portanza del vetro e la modularità del sistema per creare superfici continue. La versatilità, le caratteristiche tecniche e il gradevole effetto estetico ne fanno la nostra punta di diamante.

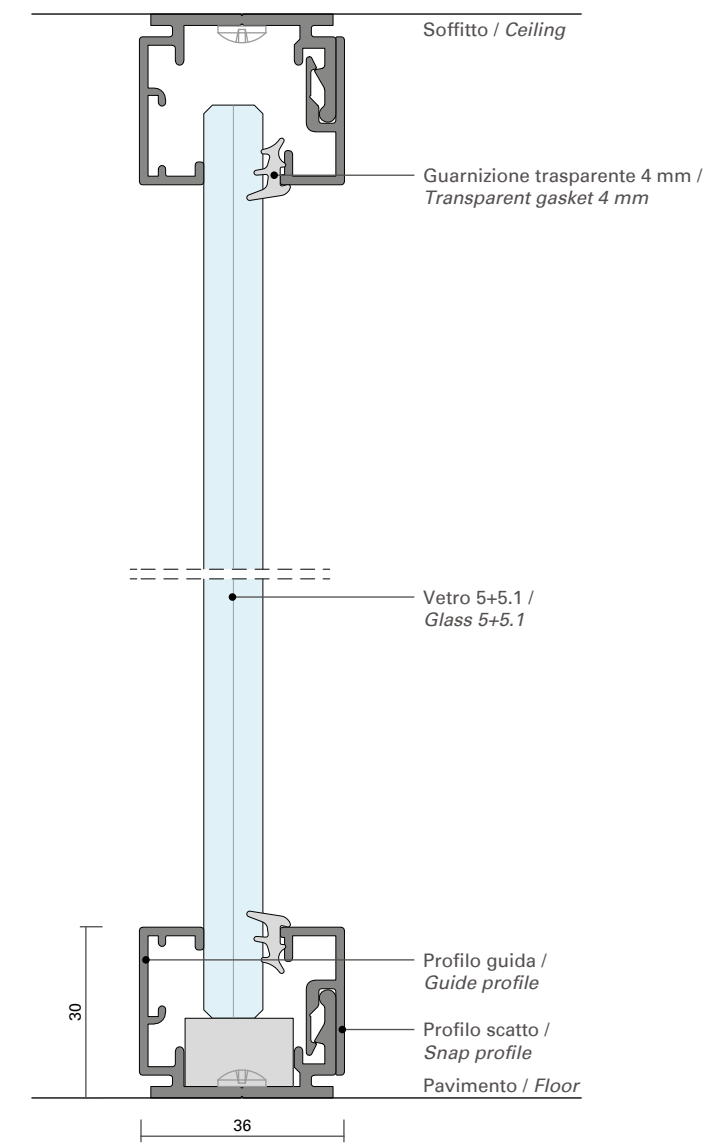
*Moveable glass partitions for the office: transparency, brightness and lightness are the distinctive features of these glass walls. The glass is used as the main element of the whole structure and makes it an optimal solution for modern, elegant work environments, customizable in infinite ways thanks to a wide range of finishes and easy integration with the storage walls and cabinets of the 446E Series.*

*The absence of intermediate uprights between the panes is the strength point of this wall, through which it is possible to create continuous surfaces thanks to the glass load-bearing capacity and system modularity. Versatility, technical specifications and attractive appearance make it our flagship product.*



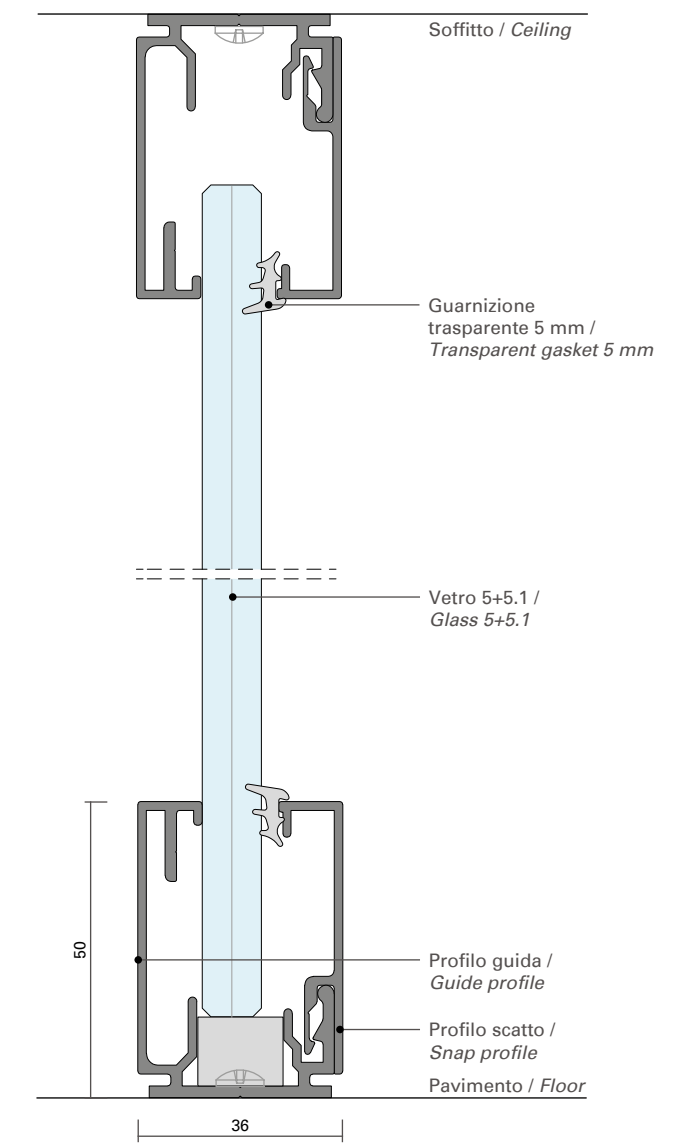


. dettagli tecnici / *technical specifications*



PROFILO H. 30 mm / *PROFILE H. 30 mm*

sezione verticale / *vertical section*



PROFILO H. 50 mm / *PROFILE H. 50 mm*

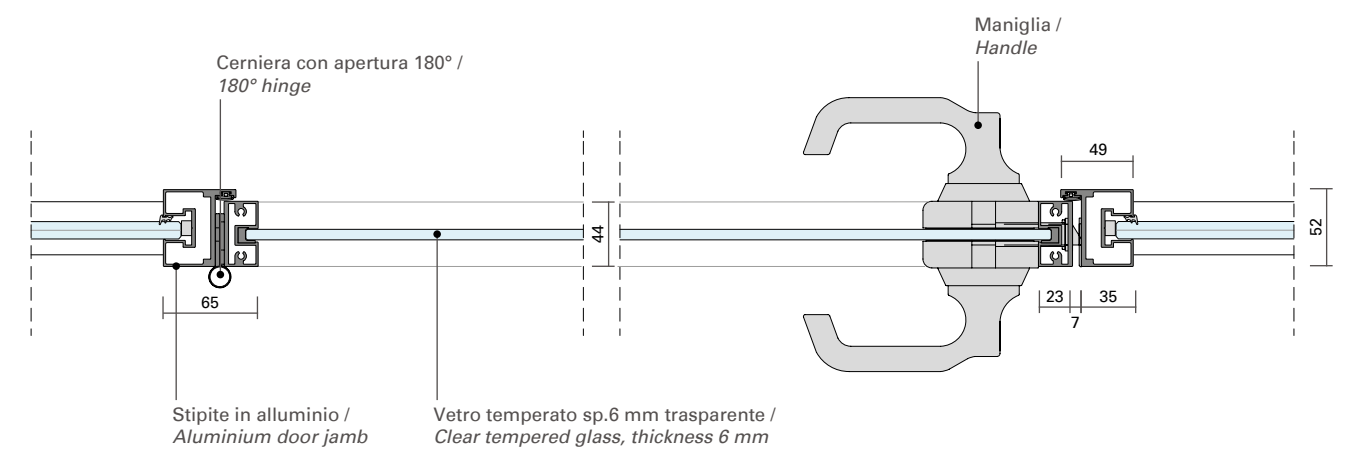
sezione verticale / *vertical section*

. moodboard



- . 1 nobilitato / melamine **DR1 pecan naturale**
- . 2 vetro trasparente / clear glass
- . 3 alluminio grigio opaco / matt grey coated aluminium

- . 4 pelle ocra / ochre leather
- . 5 pelle grigio / grey leather
- . 6 resina / resin

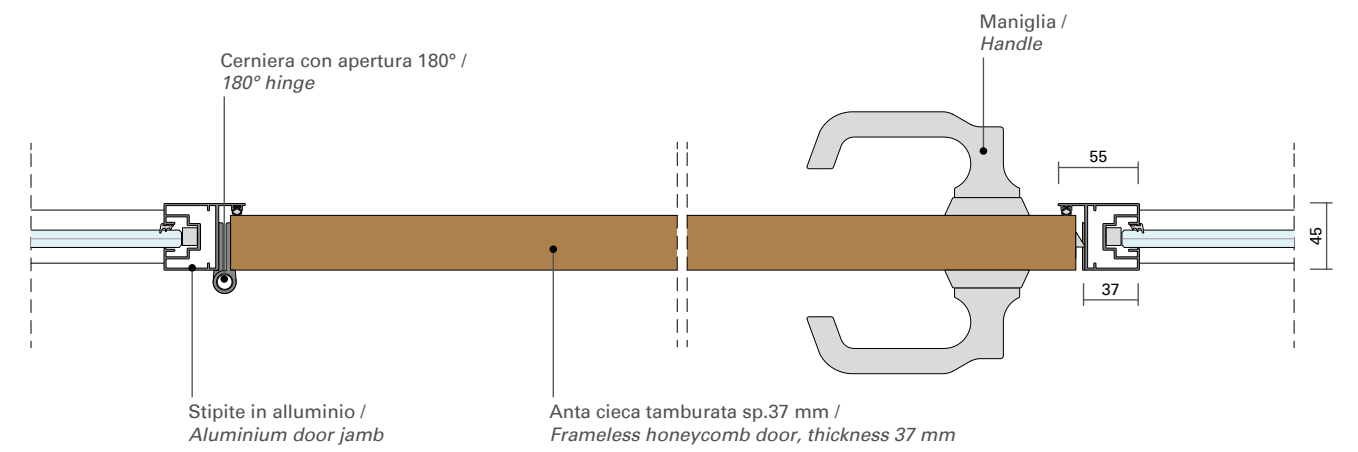


PORTA BATTENTE VETRATA INTELAIATA MINIMAL /  
MINIMAL FRAMED SWING GLAZED DOOR

sezione orizzontale / horizontal section

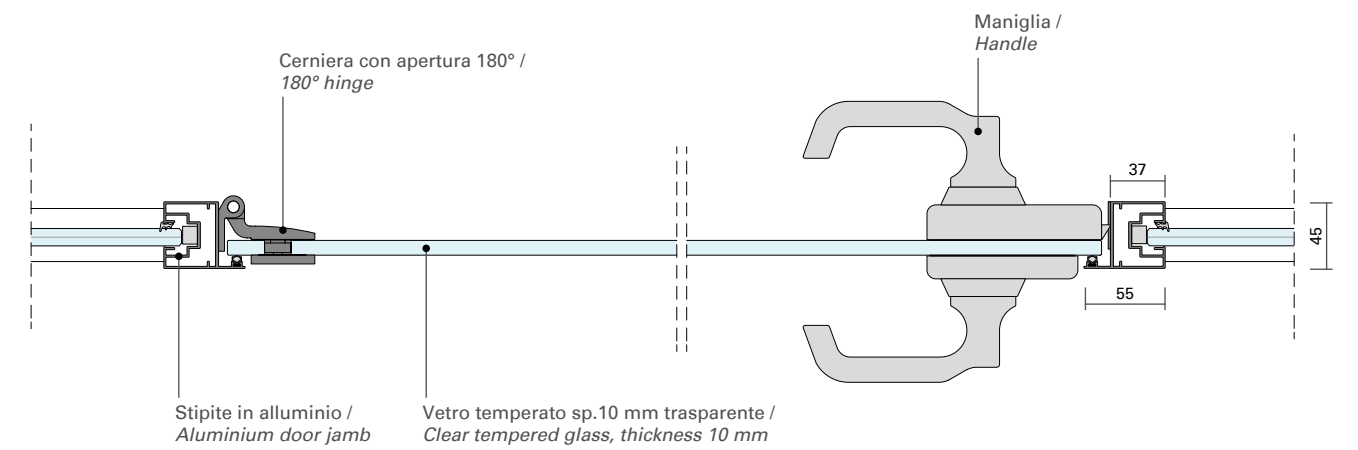


. dettagli tecnici / *technical specifications*



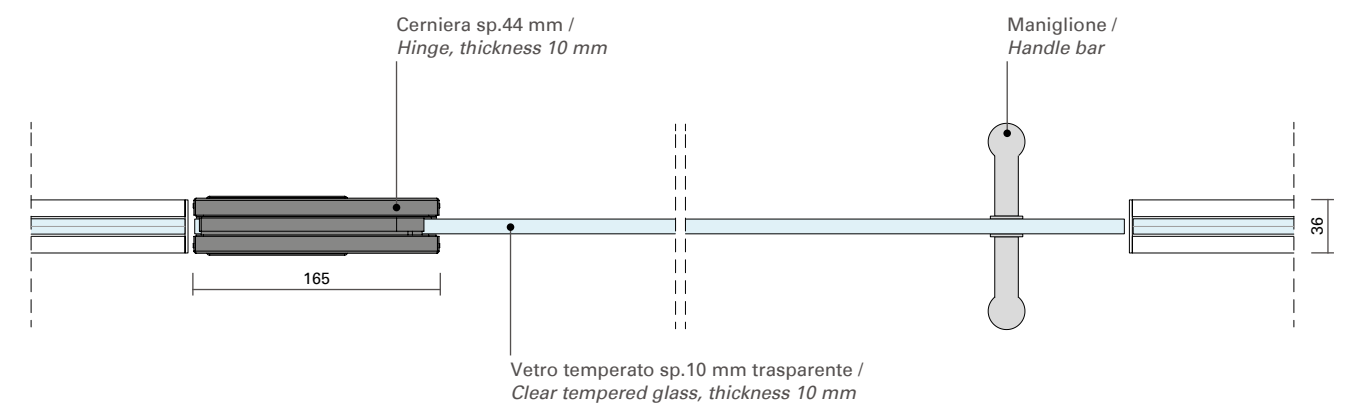
PORTA BATTENTE CIECA /  
FRAMELESS SWING DOOR

sezione orizzontale / *horizontal section*



PORTA BATTENTE VETRATA FILO LUCIDO /  
SWING GLASS DOOR WITH POLISHED EDGE

sezione orizzontale / *horizontal section*



SEZIONE PORTA SINGOLA VA VIENI SU PARETE VETRATA /  
DOUBLE-ACTING DOOR SECTION ON GLAZED PARTITION

sezione orizzontale / *horizontal section*



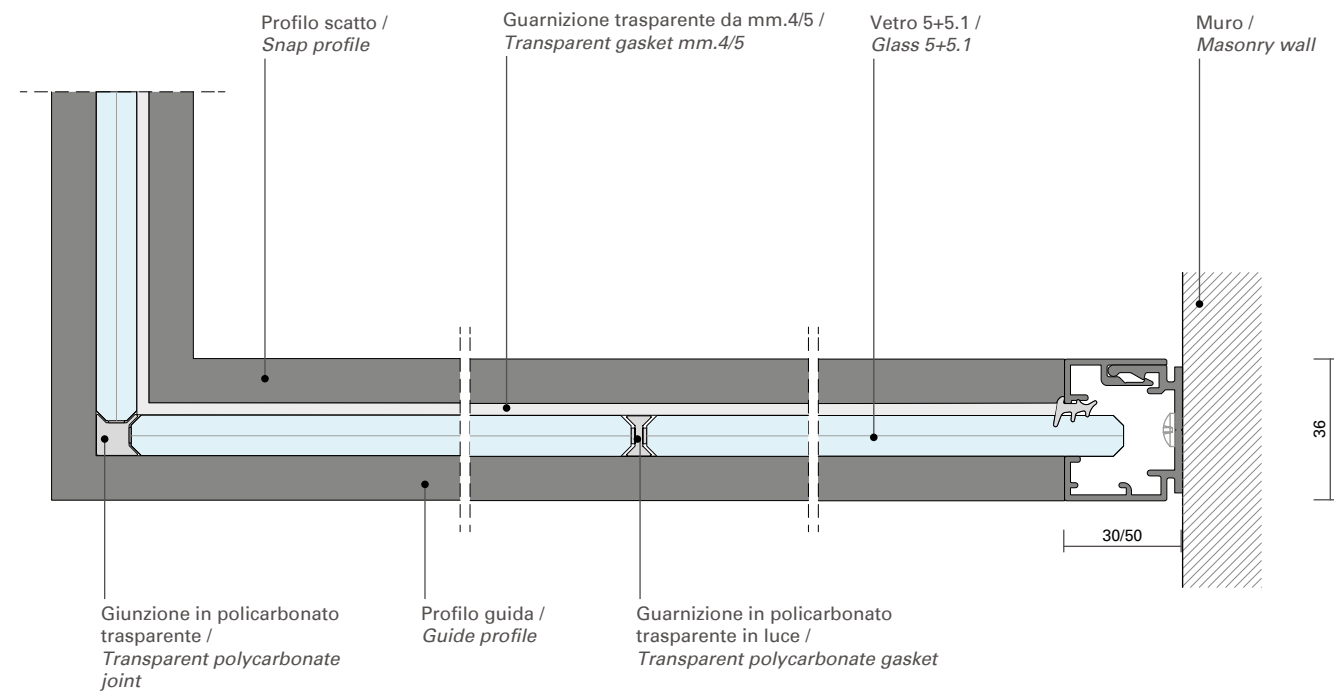
Porta battente vetrata filo lucido / *Swing glass door with polished edge*



Sezione porta singola va viene su parete vetrata / *Double-acting door section on glazed partition*

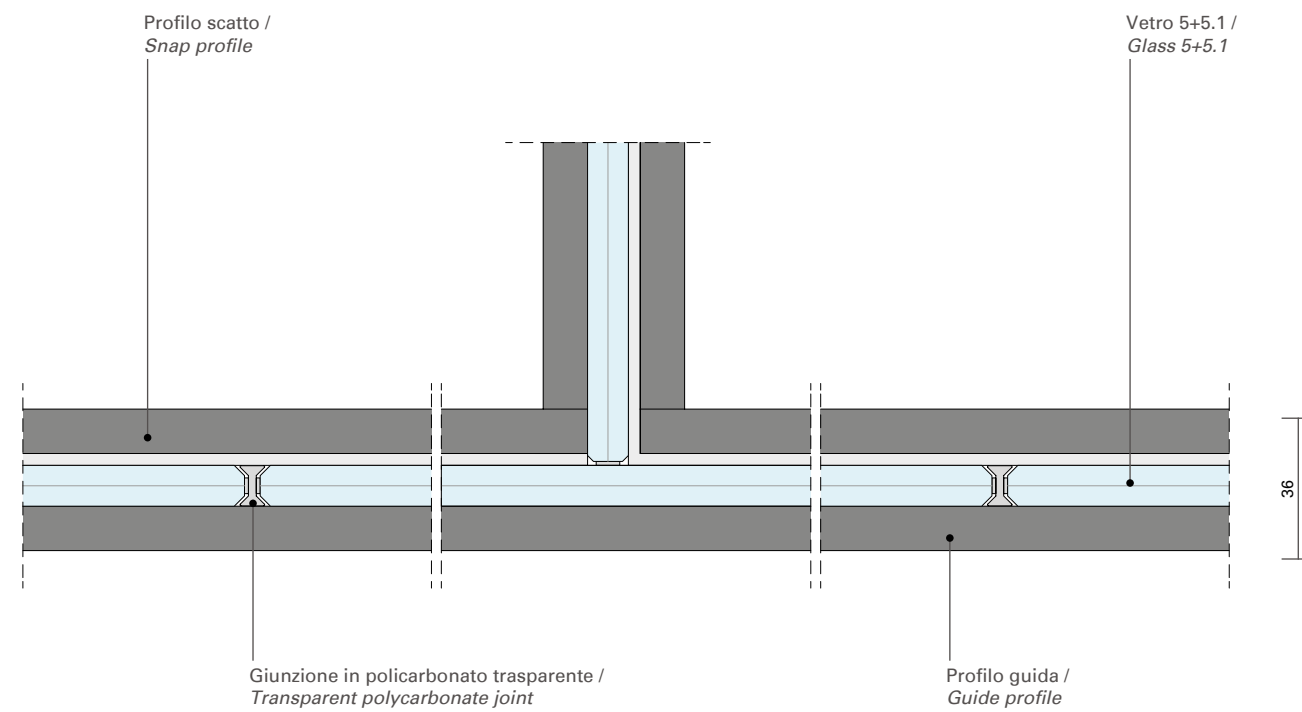


. dettagli tecnici / *technical specifications*



PARTENZA E GIUNZIONE 2 VIE /  
STARTING PROFILE AND 2-WAY JOINT

sezione orizzontale / *horizontal section*

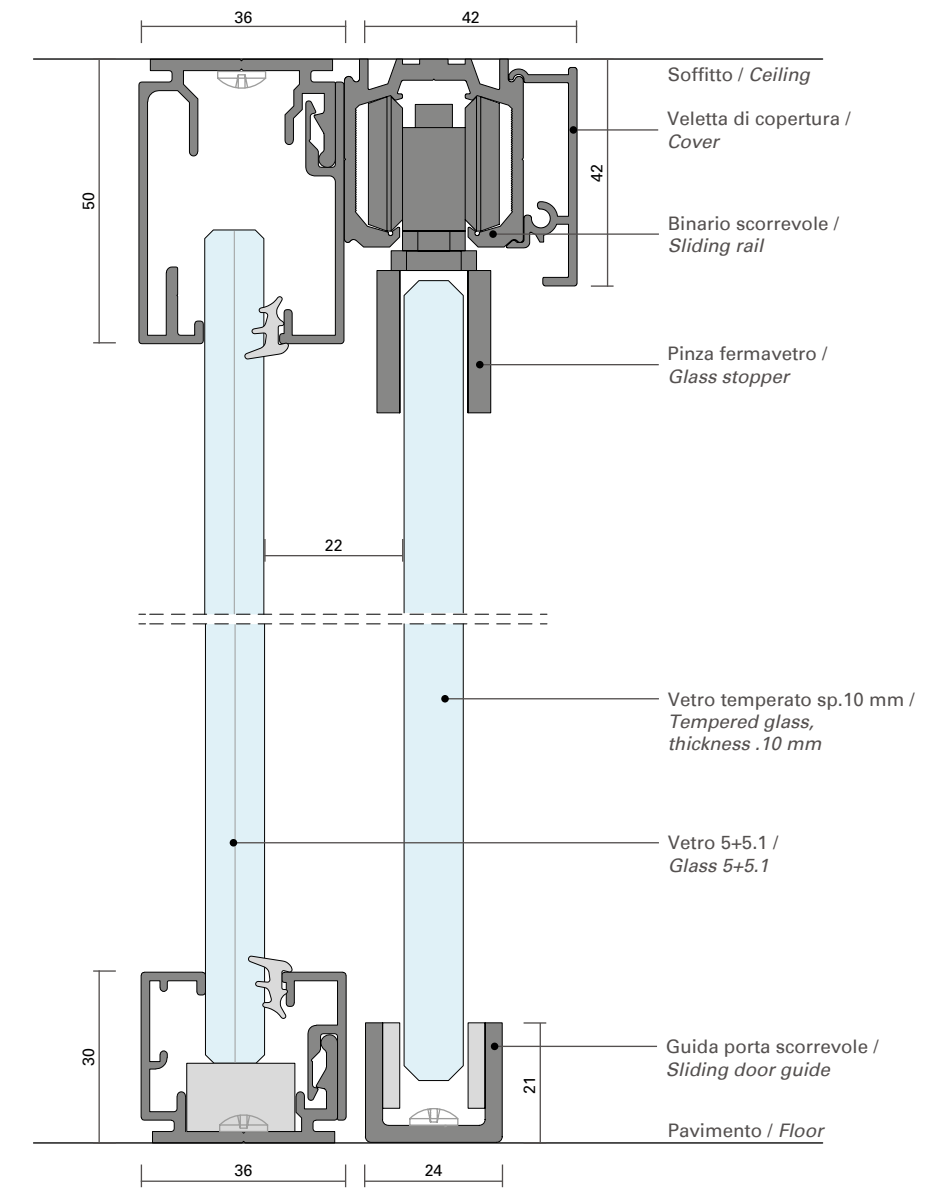


GIUNZIONE 3 VIE /  
3-WAY JOINT

sezione orizzontale / *horizontal section*



. dettagli tecnici / *technical specifications*




SEZIONE PORTA SCORREVOLE / *SLIDING DOOR SECTION*

sezione verticale / *vertical section*



. moodboard



. 1 vetro trasparente-acidato / *clear glass*

. 2 vetro acidato / *etched glass*

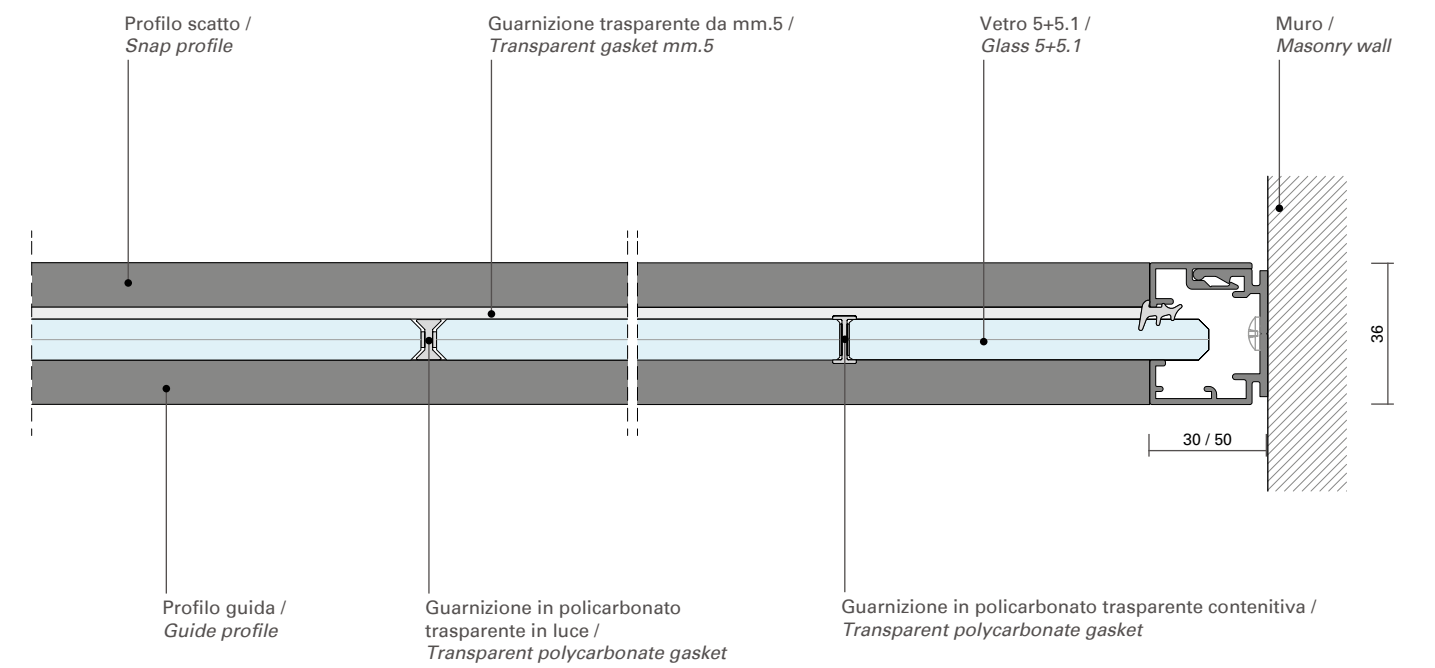
. 3 alluminio bianco opaco / *matt white coated aluminium*

. 4 pelle / *leather*

. 5 nobilitato / *melamine OK8 unimetallic metal*

. 6 parquet / *parquet*





PARTENZA / STARTING PROFILE

sezione orizzontale / horizontal section



. moodboard

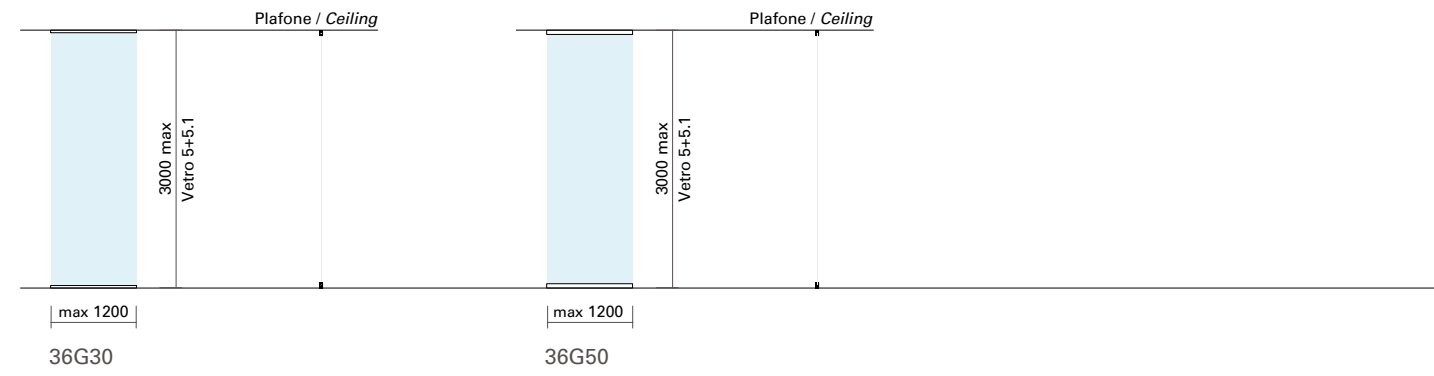


- . 1 vetro fumè / *smoked glass*
- . 2 alluminio nero opaco / *matt black coated aluminium*
- . 3 nobilitato / *melamine D72 eureka chiaro*

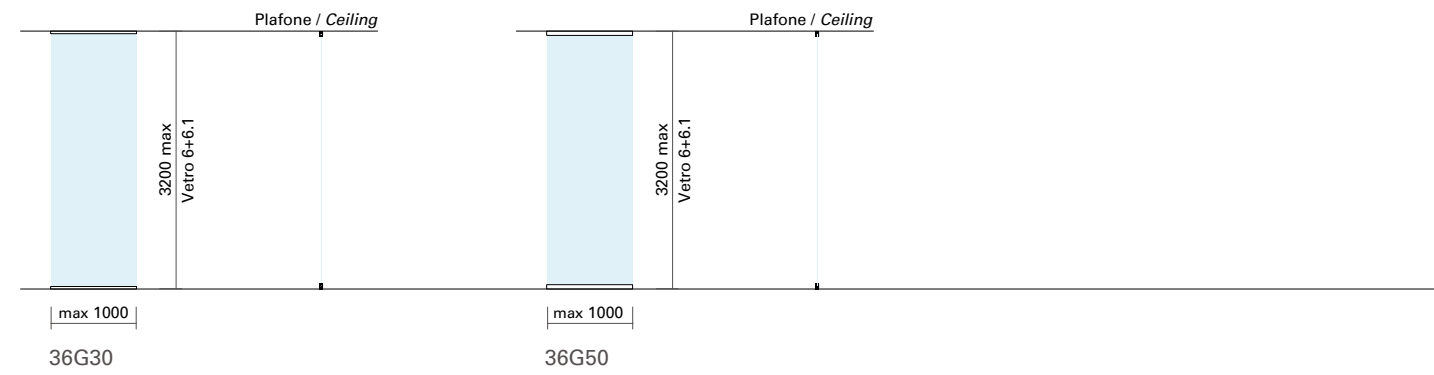
- . 4 tessuto verde bosco / *forest green fabric*
- . 5 pelle foresta / *forest leather*
- . 6 parquet

## . abaco moduli 36G / abaco 36G modules

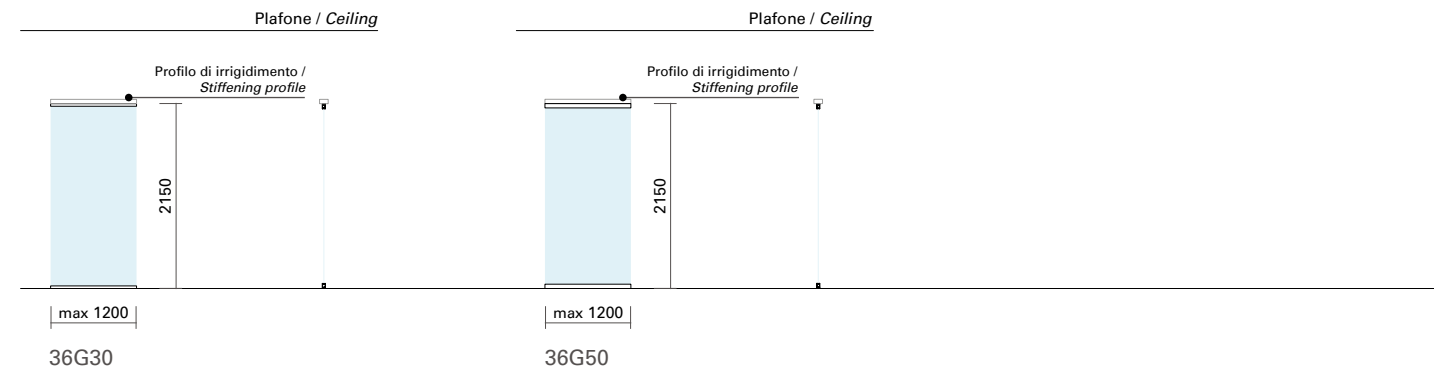
Versione completamente vetrata / Fully glazed partition



Versione completamente vetrata / Fully glazed partition

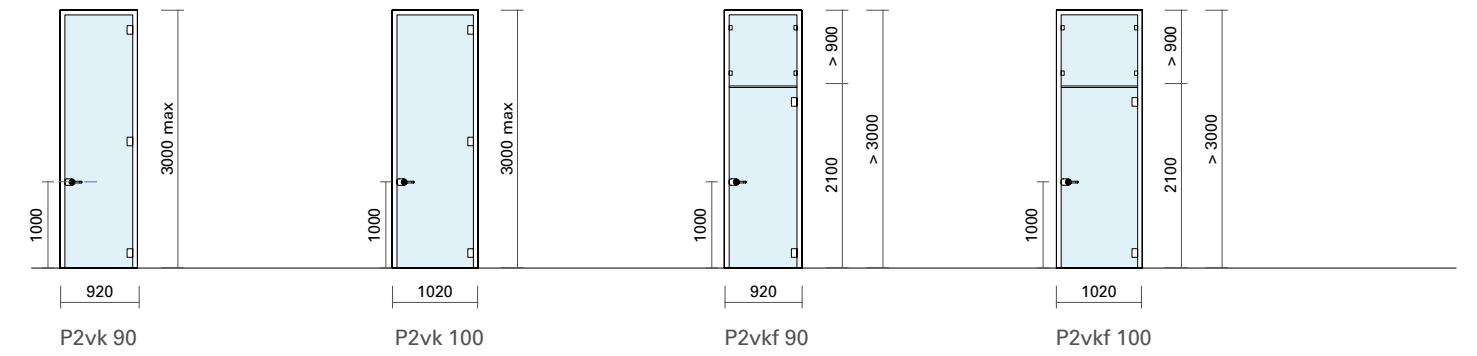


Versione autoportante / Support-free partition



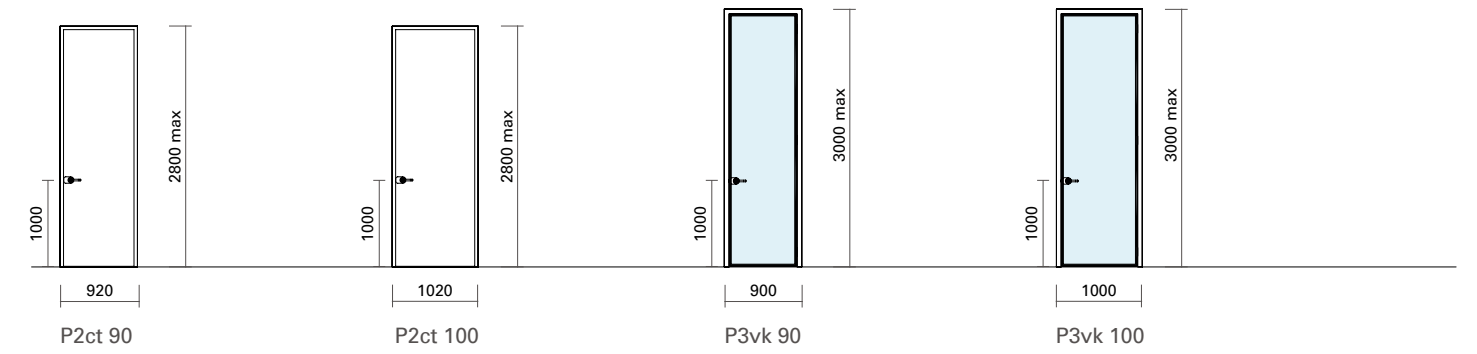
## . abaco porte / abaco doors

Porte vetrate filo lucido a tutta altezza / Full height glazed door with polished edge



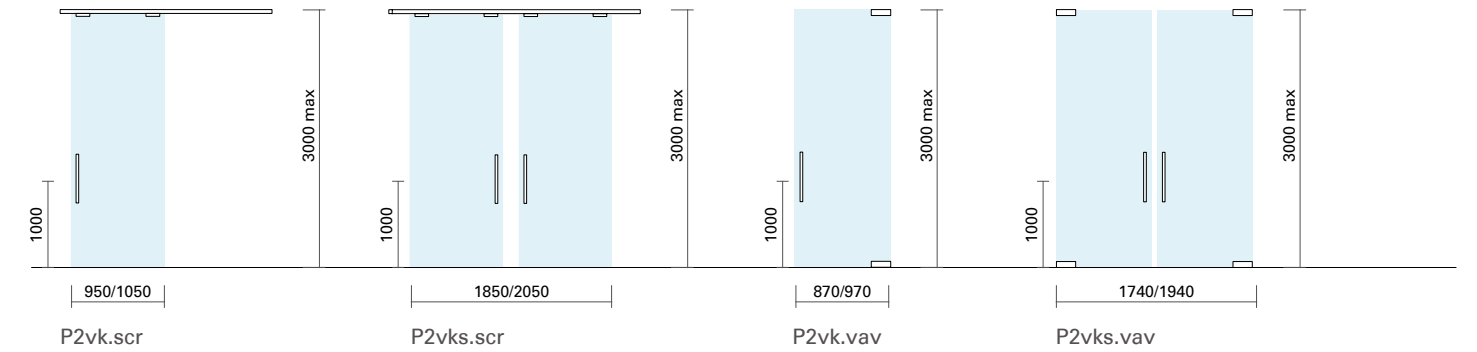
Porte vetrate filo lucido a H. 2100 mm. Sopraporta vetrato fisso / Glazed doors with polished edge H. 2100 mm. Fixed glazed overlight

Porte cieche tamburate / Frameless honeycomb doors



Moduli porte vetrate intelaiate minimal / Minimal frameless glazed door modules

Porte scorrevoli / Sliding doors



Moduli porte va vieni / Double-acting door modules

# SERIE

36G  
110SC  
446E  
80A-100B

Pareti divisorie con scuretto per ufficio: la parete con scuretto è caratterizzata da fughe orizzontali e verticali che le conferiscono grande dinamismo e un aspetto estetico moderno ed elegante. Si adatta perfettamente alla suddivisione di ambienti quali: uffici direzionali, sale congressi, sale riunioni e reception.

La parete divisoria dispone di un'ampia gamma di finiture, sia per le pareti cieche sia per quelle vetrate, e può essere facilmente integrata con il sistema di pareti attrezzate e armadi della serie 470E.

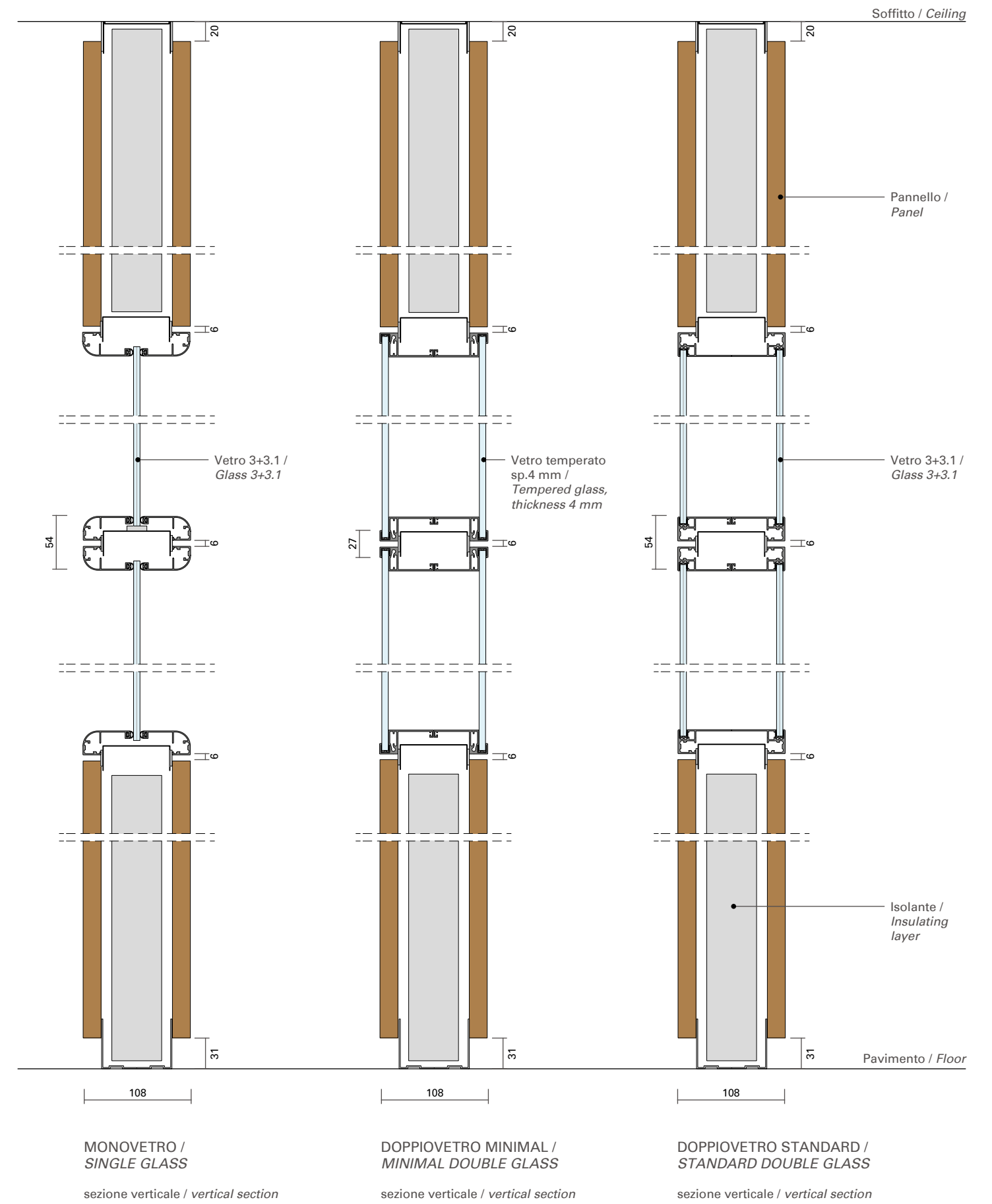
*Office partitions with shadow gap: the walls with shadow gap feature horizontal and vertical joints that create a highly dynamic, modern and elegant appearance. They are perfect as room dividers for offices, conference rooms, meeting rooms and reception areas.*

*Both frameless and glazed partitions come in a wide range of finishes and offer easy integration with the storage walls and cabinet system of the 470E Series.*





. dettagli tecnici / *technical specifications*





. moodboard



. 1 vetro trasparente / *clear glass*

. 2 alluminio nero opaco / *matt black coated aluminium*

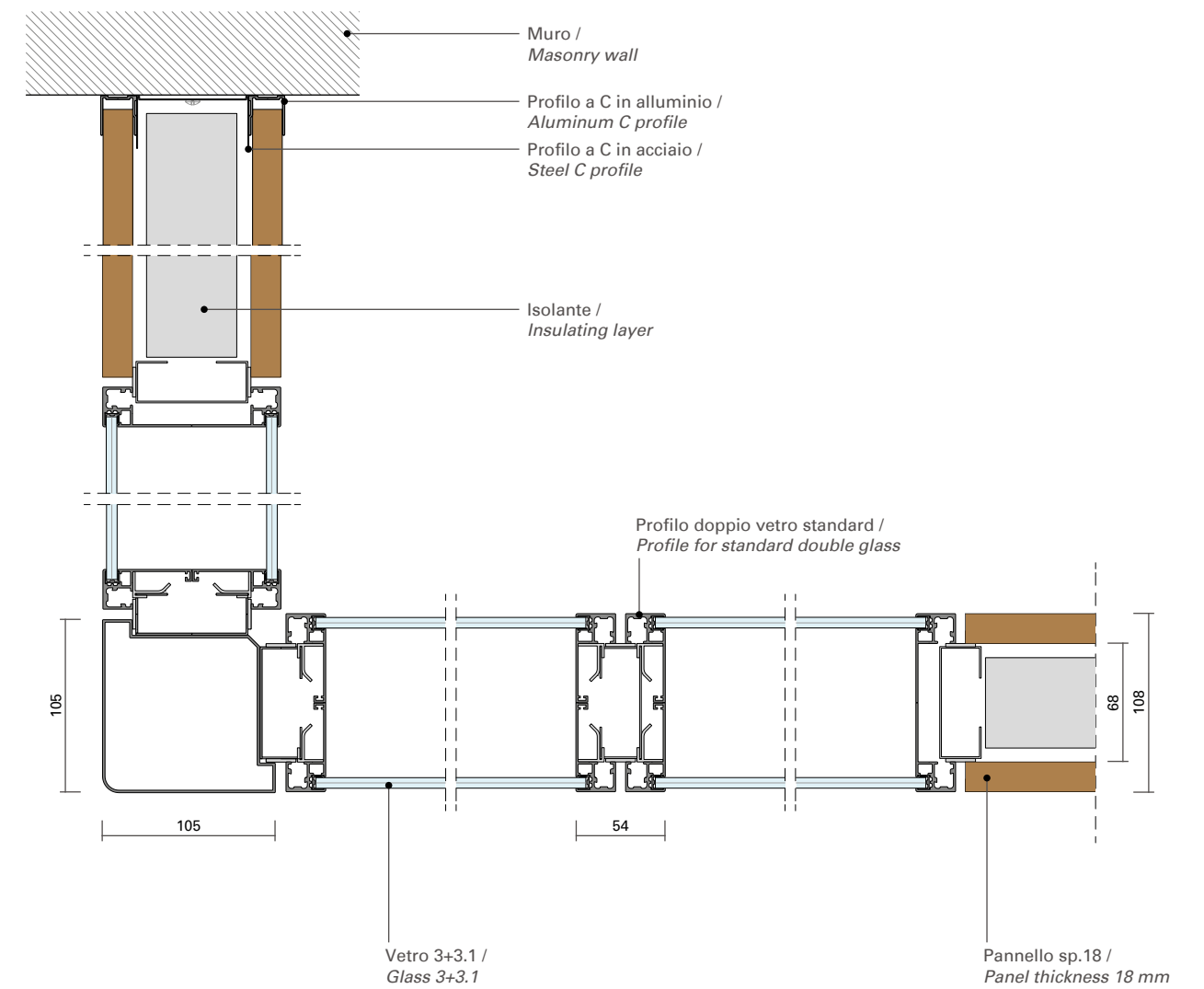
. 3 nobilitato / *melamine 797 grigio grafite*

. 4 tessuto bianco / *white fabric*

. 5 resina / *resin*



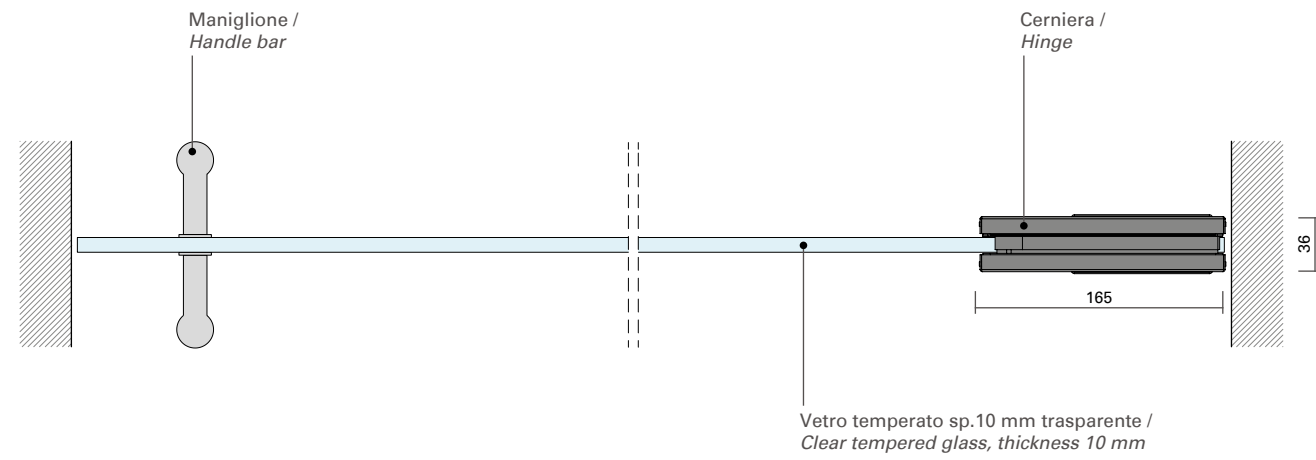
. dettagli tecnici / *technical specifications*



ANGOLO 2 VIE 90° /  
2-WAY 90° CORNER PIECE

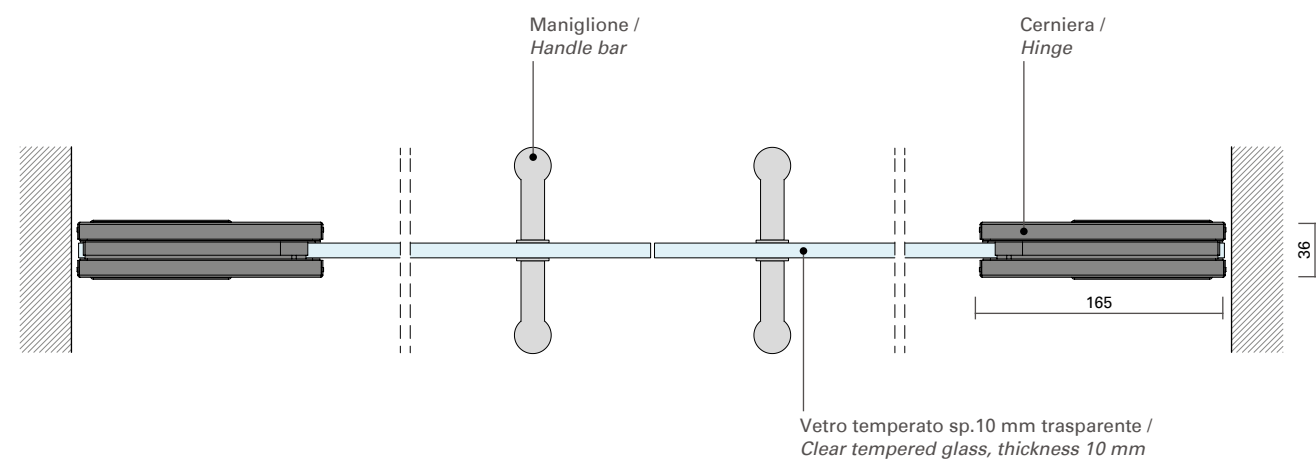
sezione orizzontale / *horizontal section*

. dettagli tecnici / *technical specifications*



SEZIONE PORTA SINGOLA VA VIENI SU MURATURA /  
SINGLE DOOR SECTION ON MASONRY WALL

sezione orizzontale / *horizontal section*



SEZIONE PORTA DOPPIA VA VIENI SU MURATURA /  
DOUBLE-ACTING DOOR SECTION ON MASONRY WALL

sezione orizzontale / *horizontal section*



Porta doppia va vieni su muratura / *Two-panel double acting door on masonry wall*



. moodboard



. 1 vetro trasparente / *clear glass*

. 2 alluminio ossidato naturale / *natural anodized aluminium*


. 3 nobilitato / *melamine TR9 oxyd*

. 4 pelle nera / *black leather*

. 5 pelle muschio / *musk leather*

. 6 cemento / *concrete*





. moodboard



. 1 vetro trasparente / *clear glass*

. 2 vetro acidato / *etched glass*

. 3 alluminio ossidato naturale / *natural anodized aluminium*

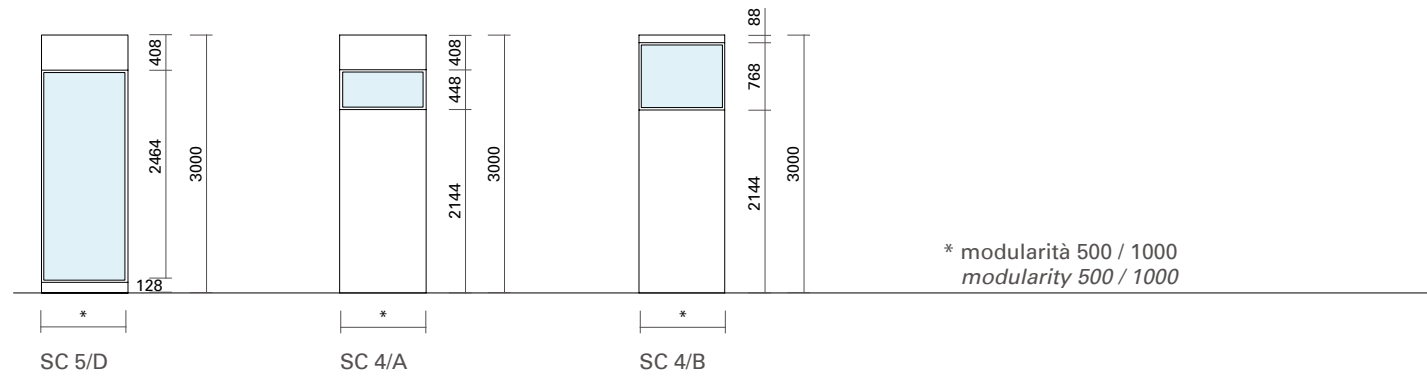
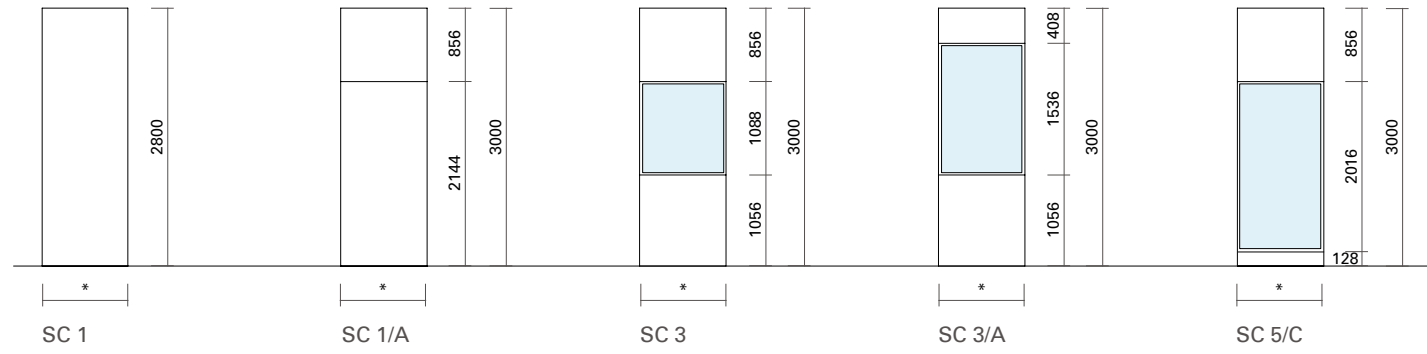
. 4 nobilitato / *melamine OK8 unimetallic metal*

. 5 pelle tortora / *dove-grey leather*

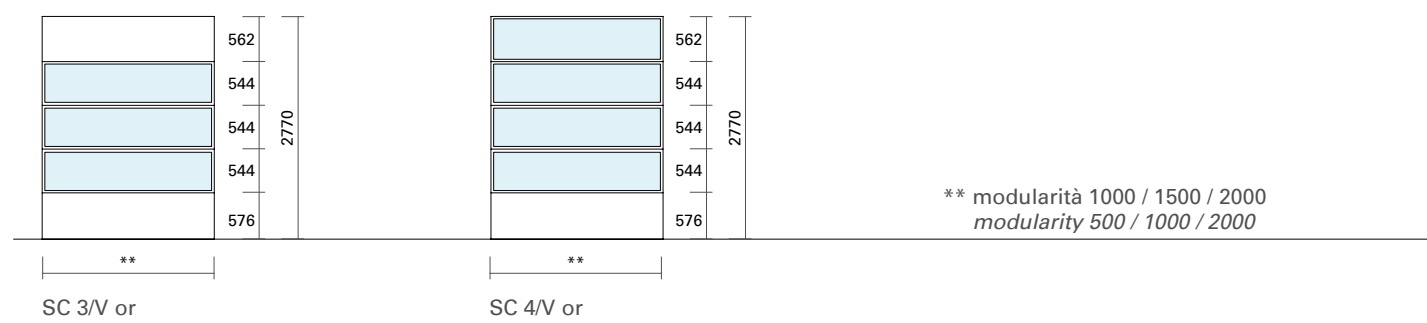
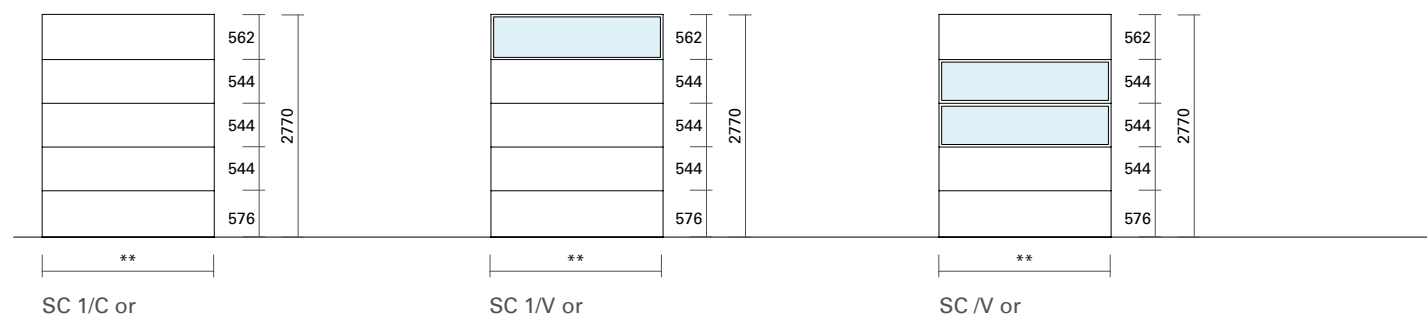
. 6 resina / *resin*

## . abaco moduli 110SC / abaco 110SC module

Moduli standard / Standard modules



Moduli orizzontali / Horizontal modules



## . abaco porte / abaco doors

Moduli porte intelaiate H. 2144 mm. Vano di passaggio L. 900 mm /  
Framed doors modules H. 2144 mm. Pass-through width 900 mm



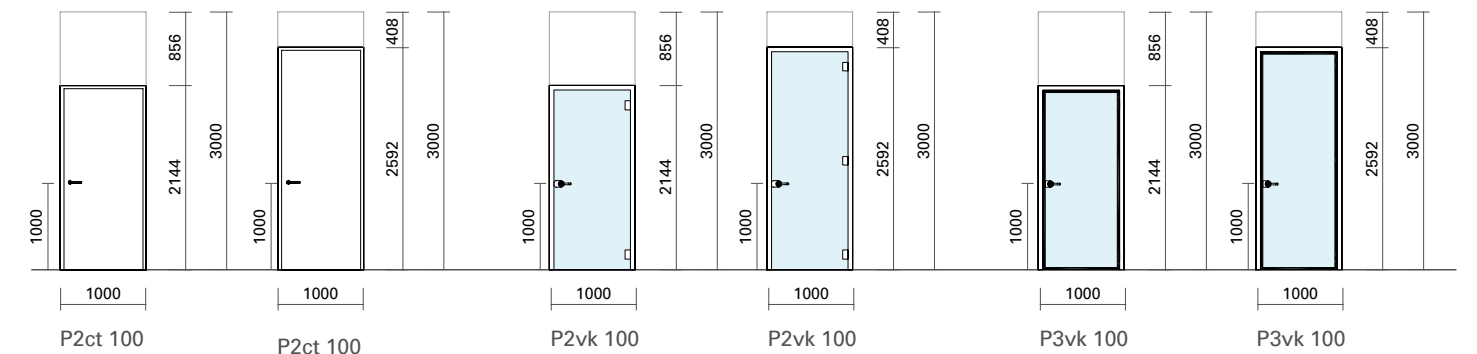
Moduli porte intelaiate H. 2592 mm. Vano di passaggio L. 900 mm /  
Framed doors modules H. 2592 mm. Pass-through width 900 mm



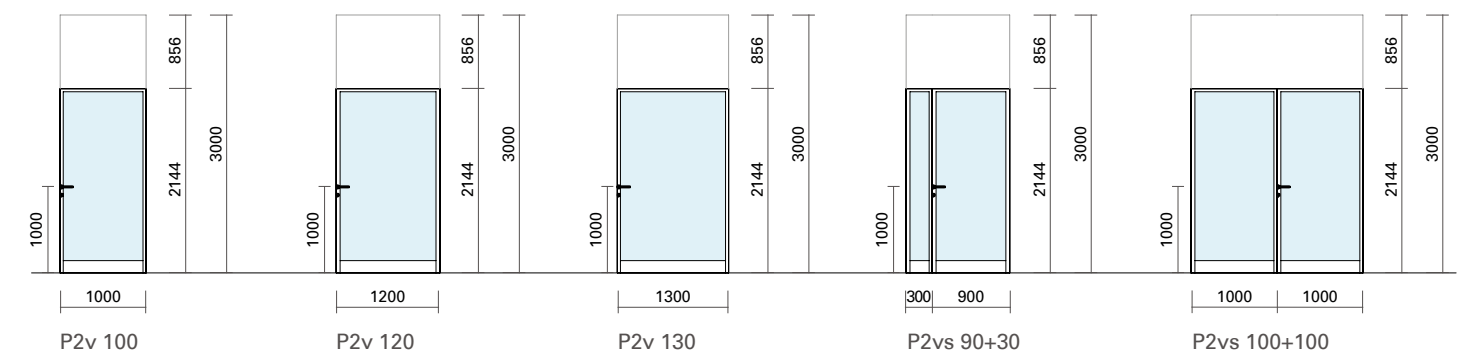
Moduli porte cieche tamburate /  
Frameless honeycomb doors modules

Moduli porte vetrate filo lucido /  
Glazed doors with polished edge modules

Moduli porte vetrate intelaiate minimal /  
Minimal framed glazed doors modules



Dimensioni porte / Door dimensions



# SERIE

36G  
110SC  
446E  
80A-100B

Pareti divisorie attrezzate per ufficio: la parete attrezzata è composta da moduli componibili ed intercambiabili tra loro che permettono una separazione visiva e acustica dello spazio. Questo prodotto permette di creare in un unico ambiente diverse soluzioni d'arredo indipendenti tra loro.

I moduli possono essere allestiti in diversi modi (ripiani, cassetti, classificatori estraibili, appendiabiti, ante in vetro e molto altro) a seconda delle esigenze e dei gusti. E' possibile creare allestimenti misti con armadi e pareti divisorie (serie 36G e serie 110SC), il tutto con finiture e caratteristiche simili e complementari.

*Storage partition walls: the wall system consists of modular and interchangeable partitions that provide visual and acoustic separation of space. With this system you can easily create multiple independent furnishing solutions in the same environment.*

*The modules can be fitted with shelves, drawers, pull out filing drawers, coat racks, glass doors and much more to arrange many different configurations, depending on the individual needs and tastes. Storage walls can be complemented with cabinets and partitions (36G and 110SC Series) to obtain a variety of adaptable settings, with similar and matching finishes and features.*





. moodboard

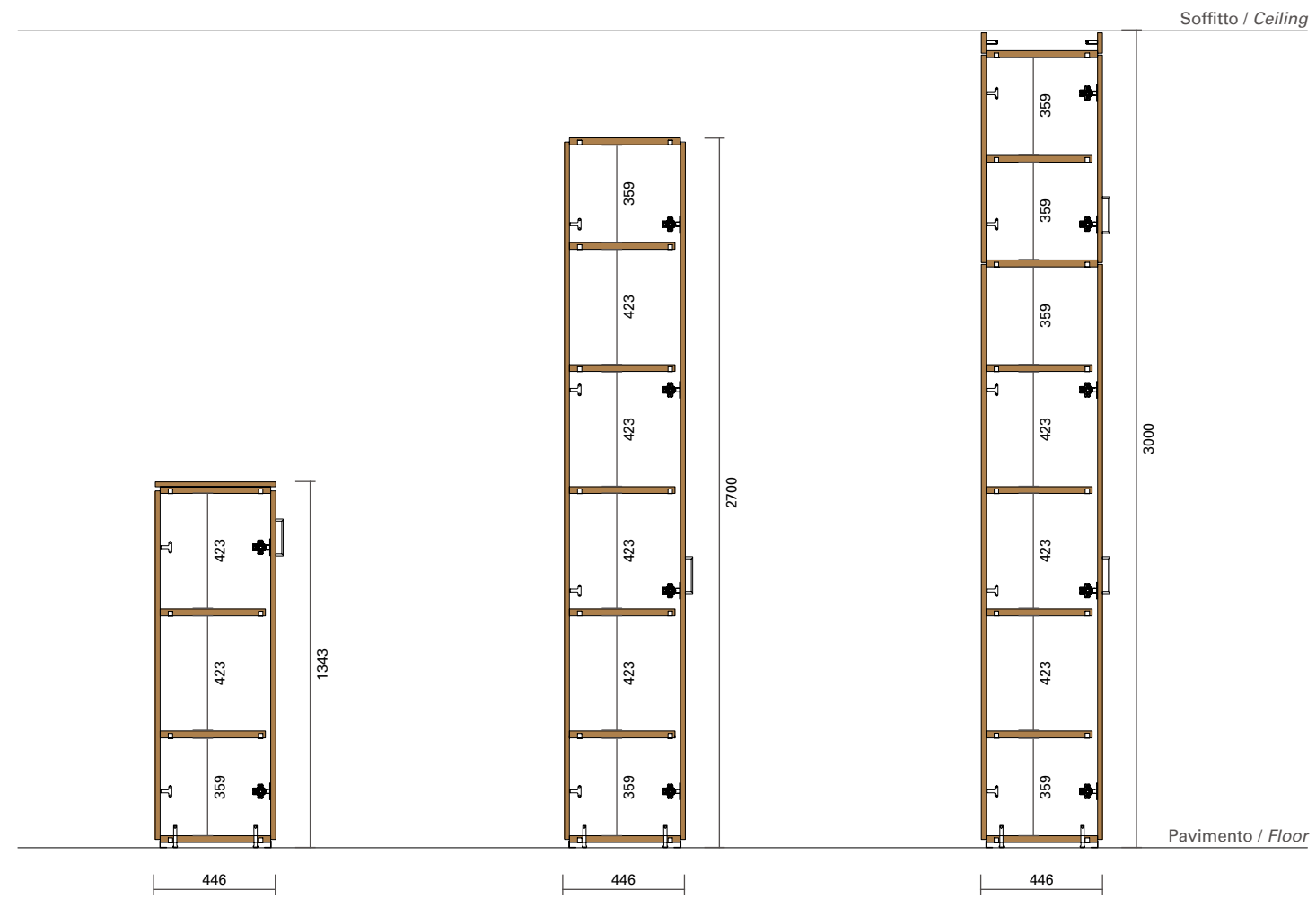


. 1 alluminio grigio opaco / *matt grey coated aluminium*  
 . 2 nobilitato / *melamine bianco extra*

. 3 vetro trasparente / *clear glass*  
 . 4 parquet



. dettagli tecnici / *technical specifications*



PARETI DIVISORIE ATTREZZATE /  
STORAGE PARTITION WALLS

sezione verticale / *vertical section*



. moodboard



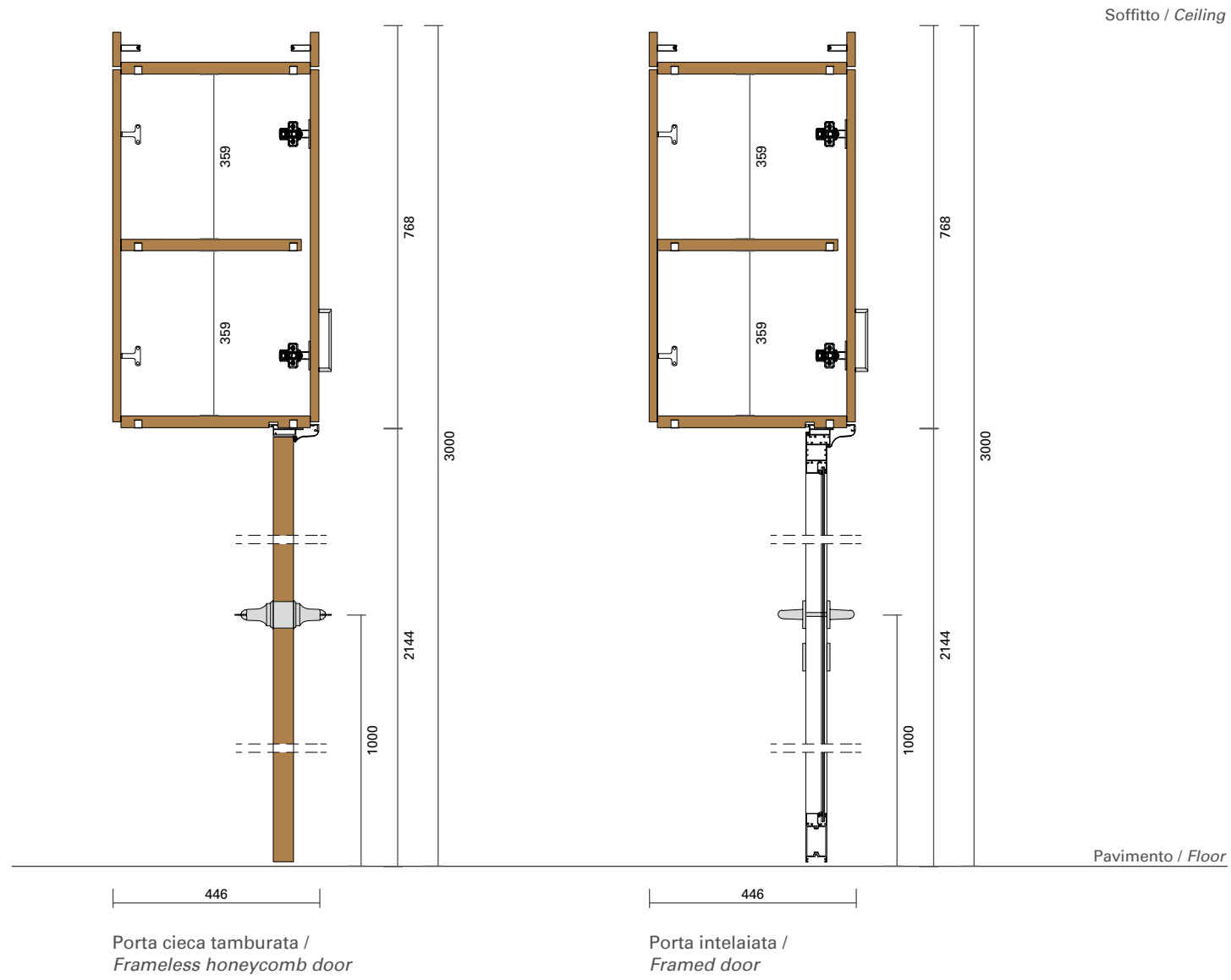
. 1 nobilitato / *melamine P01 gessato grigio*

. 2 nobilitato / *melamine 797 grafite*

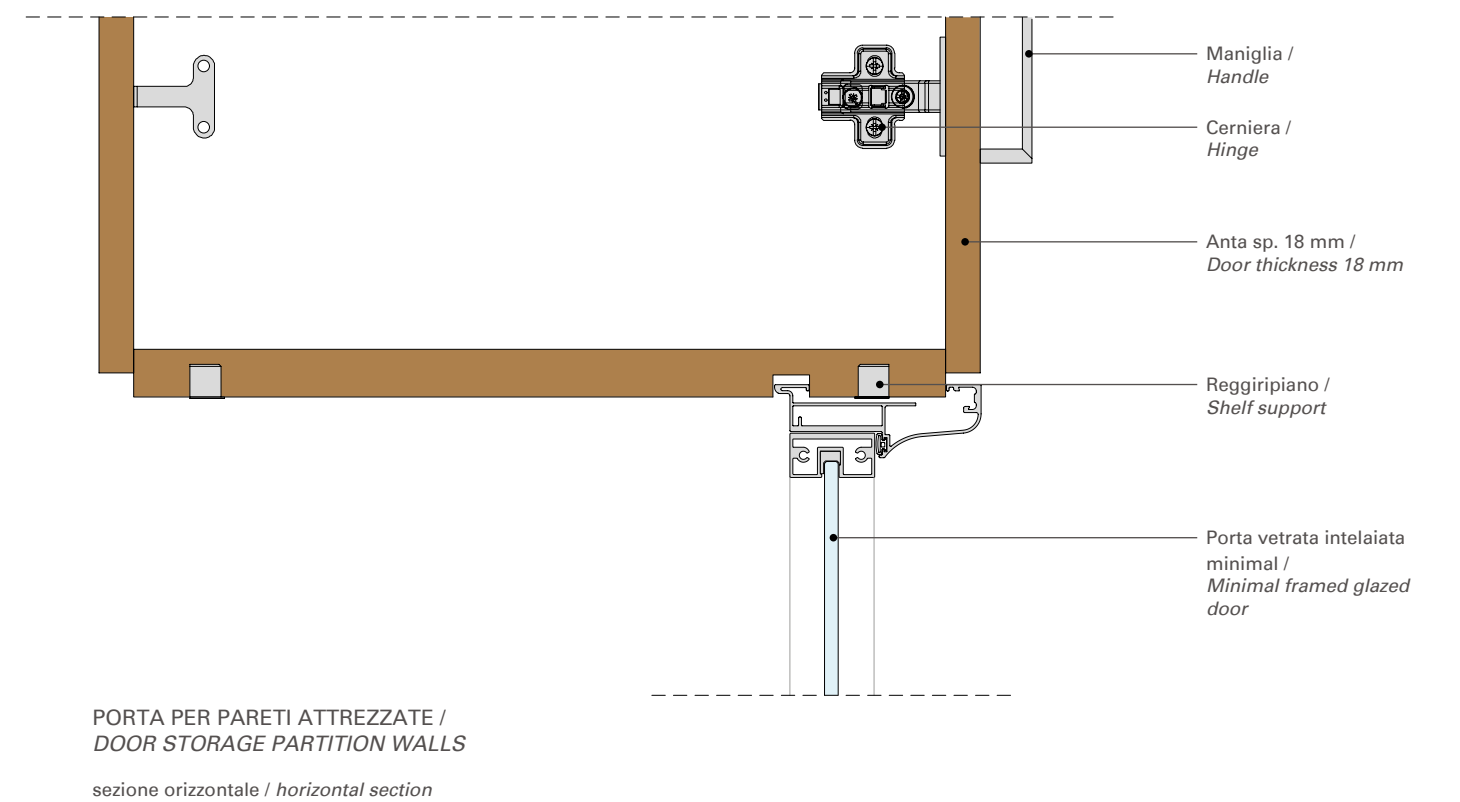
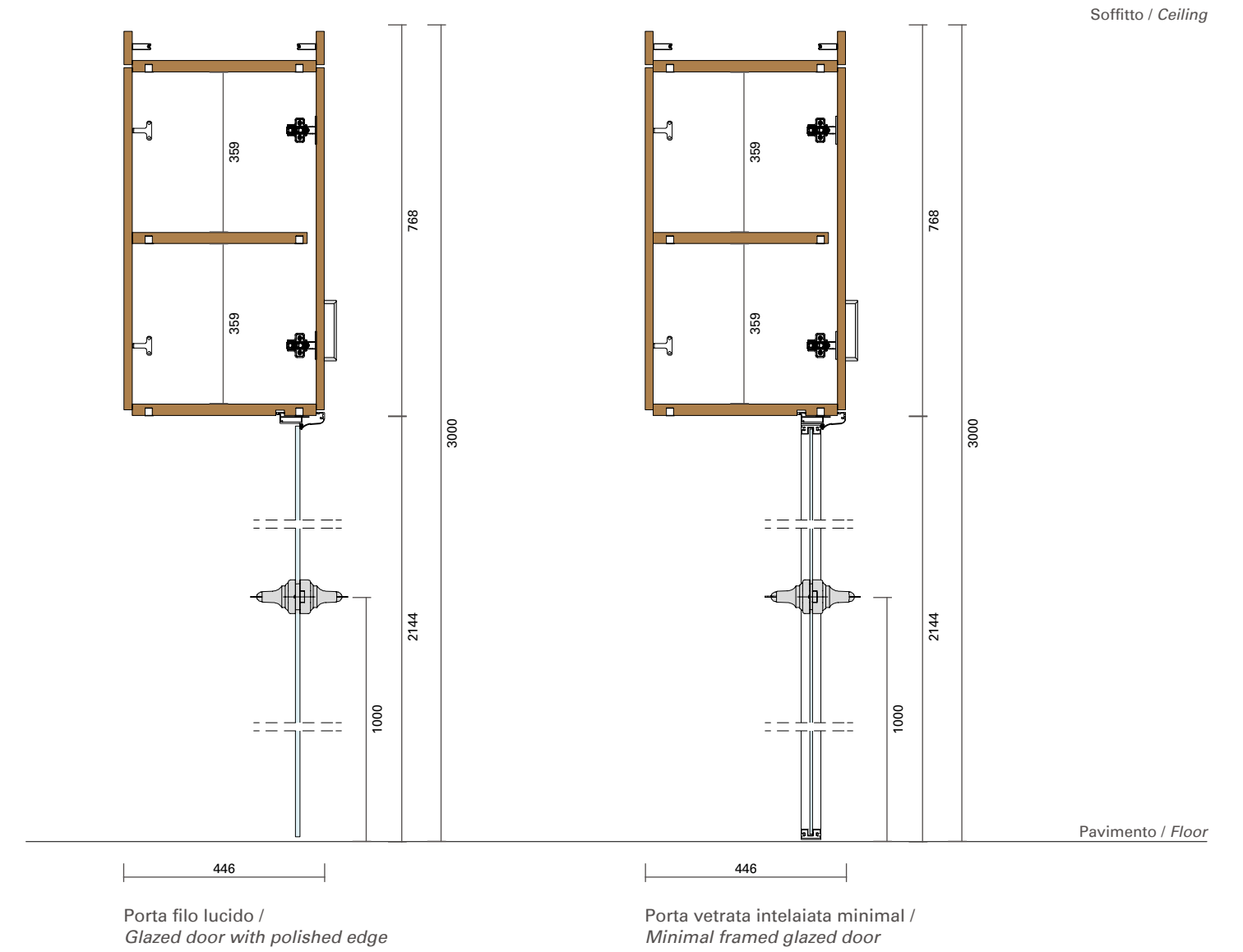
. 3 nobilitato / *melamine 0K8 unimetallic metal*

. 4 gres porcellanato / *porcelain stoneware*

. dettagli tecnici / *technical specifications*



. dettagli tecnici / *technical specifications*







. moodboard



. 1 nobilitato / melamine **U6351 bianco extra**

. 2 vetro trasparente / *clear glass*

. 3 alluminio ossidato naturale / *natural anodized aluminium*

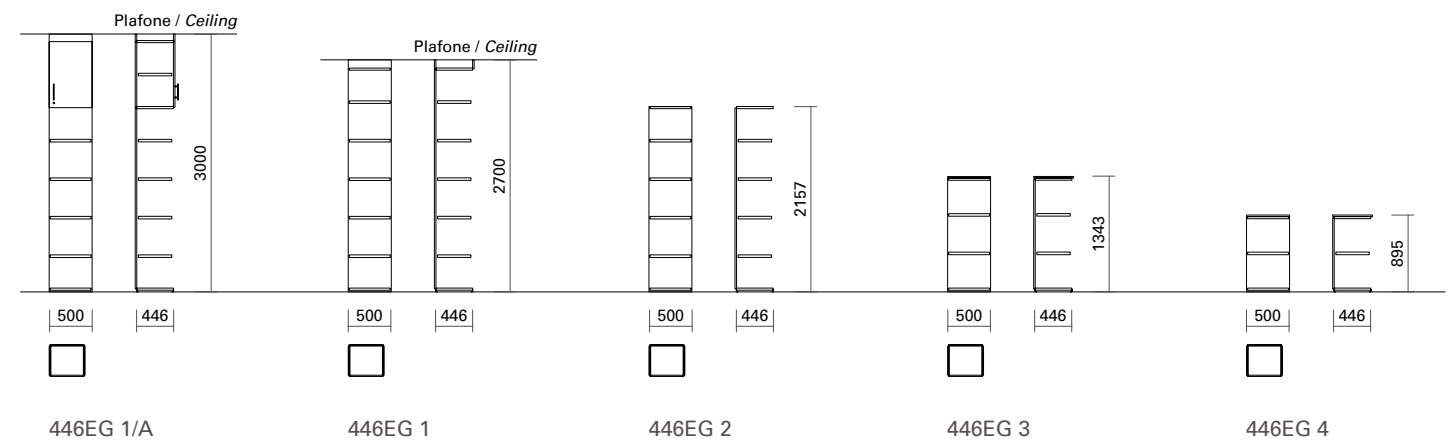
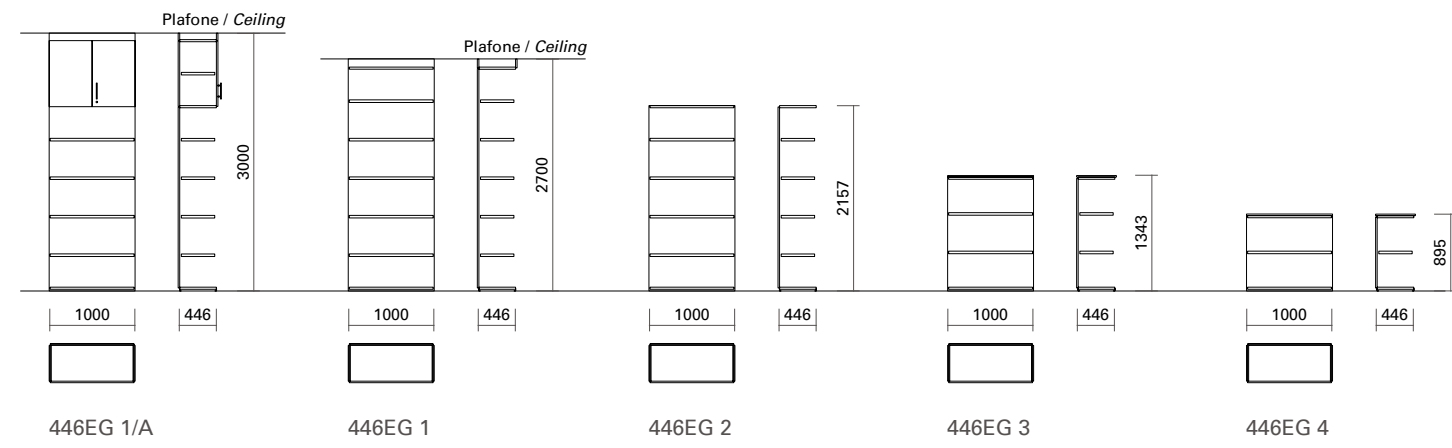
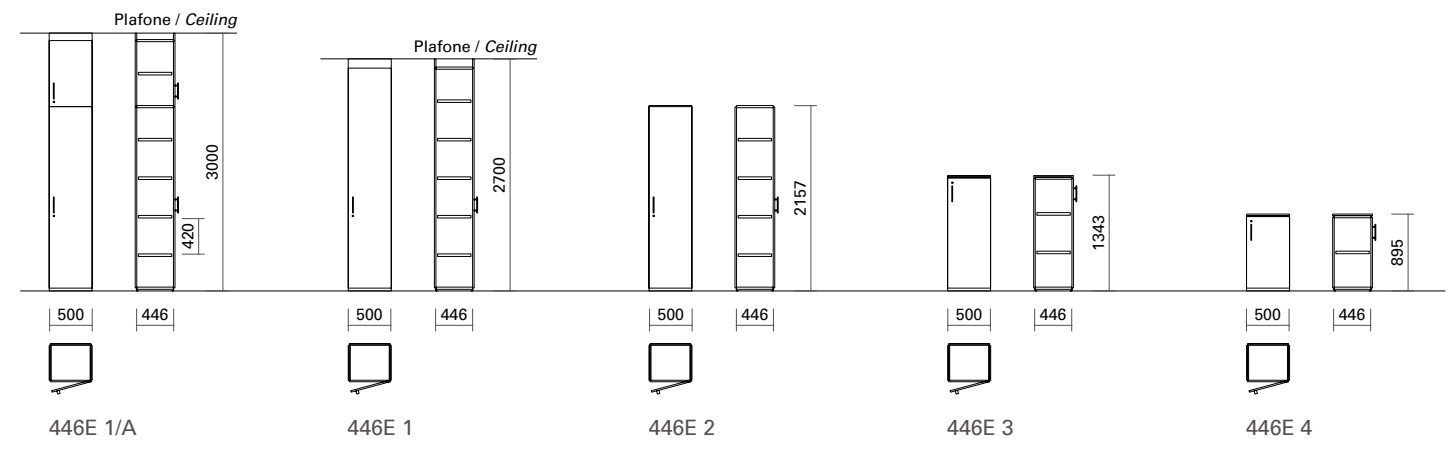
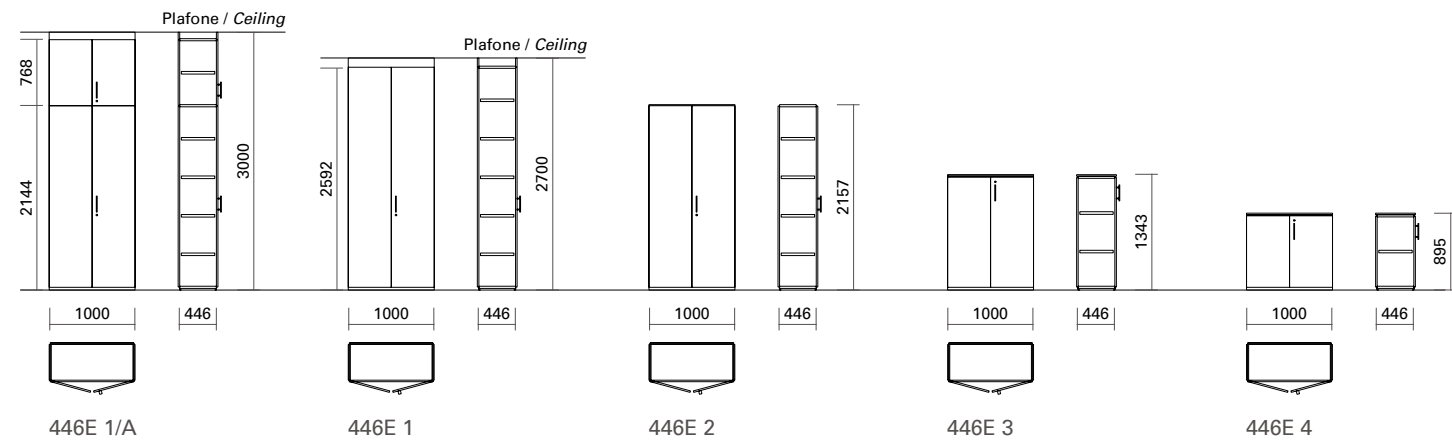
. 4 nobilitato / melamine **797 grafite**

. 5 pelle nera / *black leather*

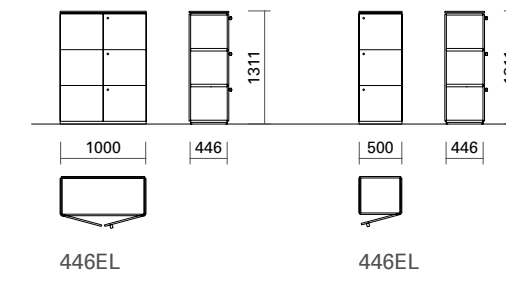
. 6 parquet



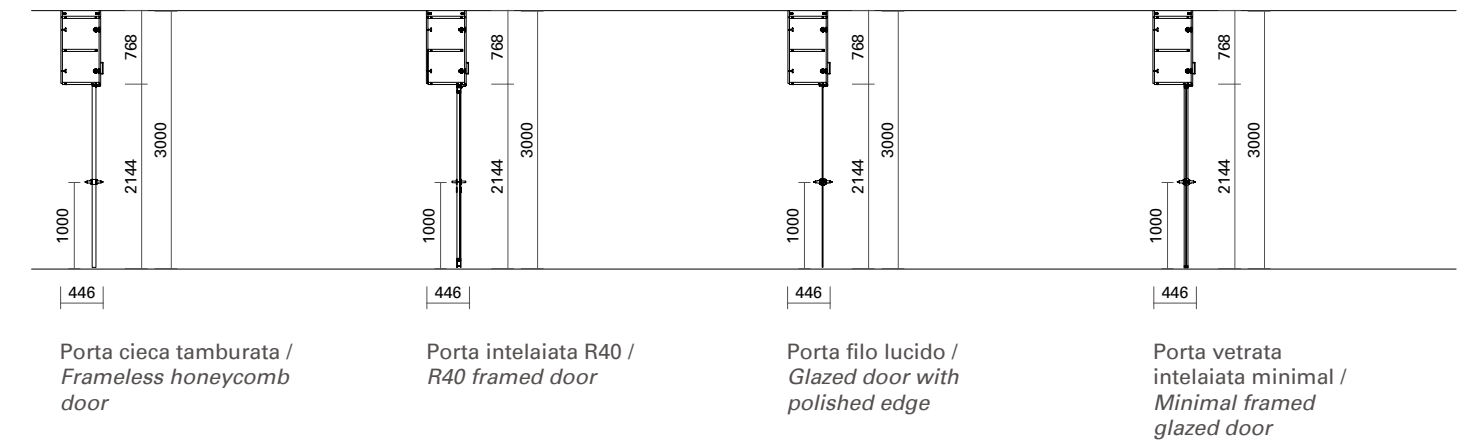
. abaco Serie 446E



. abaco Serie 446E



Porta per parete attrezzata / Door for storage partition walls



# SERIE

36G  
110SC  
446E  
80A-100B

Pareti divisorie con coprifilo per ufficio: le pareti con coprifilo sono il nostro prodotto più economicamente competitivo; di semplice realizzazione e installazione rapida, vengono utilizzate per la creazione di box o cabine uffici con la peculiarità di modificare gli ambienti lavorativi con estrema velocità e semplicità.

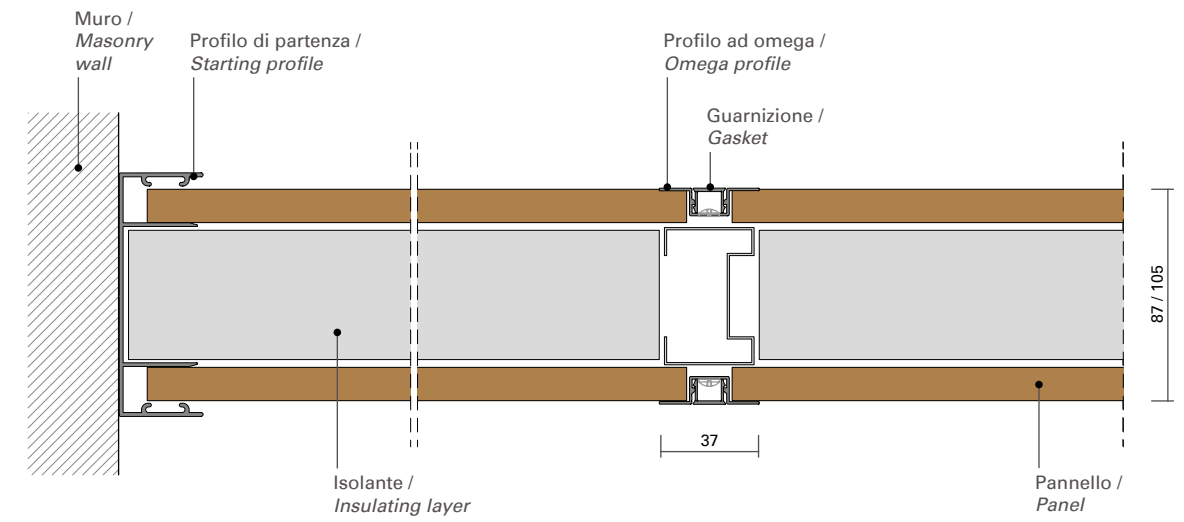
In grado di adattarsi alle diverse caratteristiche degli spazi in cui viene installata, questa parete può anche essere modificata con facilità successivamente all'installazione.

*Office partitions with covering: our partitions with covering profile are the most price competitive among our product range. Their simple construction and easy installation allow for a swift and effective redesign of your workplace, making them especially suited for cabin offices or booths.*

*The partitions can also be modified after installation to adapt to the different characteristics of the workspace.*

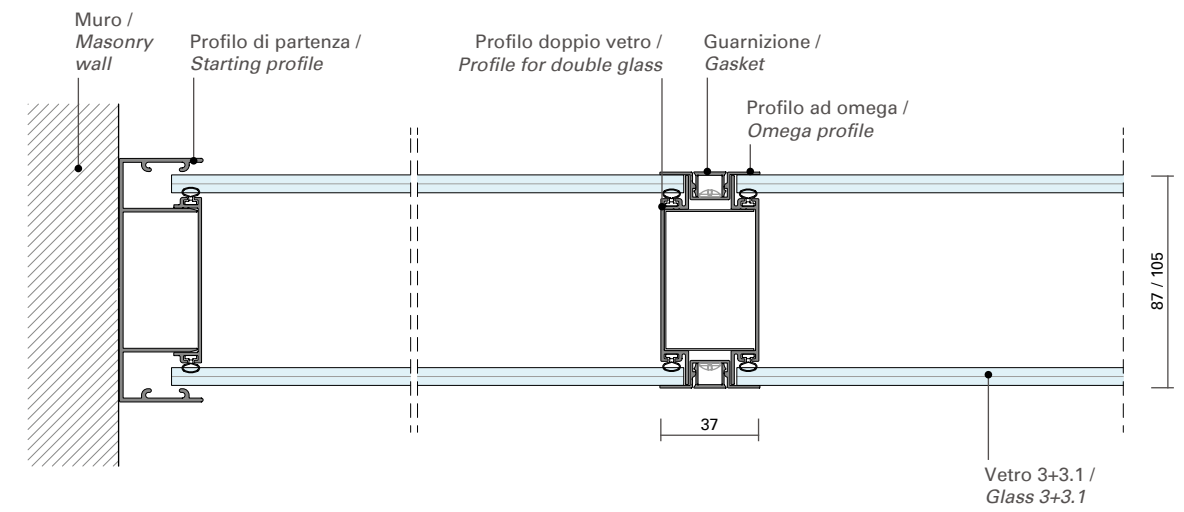


. dettagli tecnici / *technical specifications*



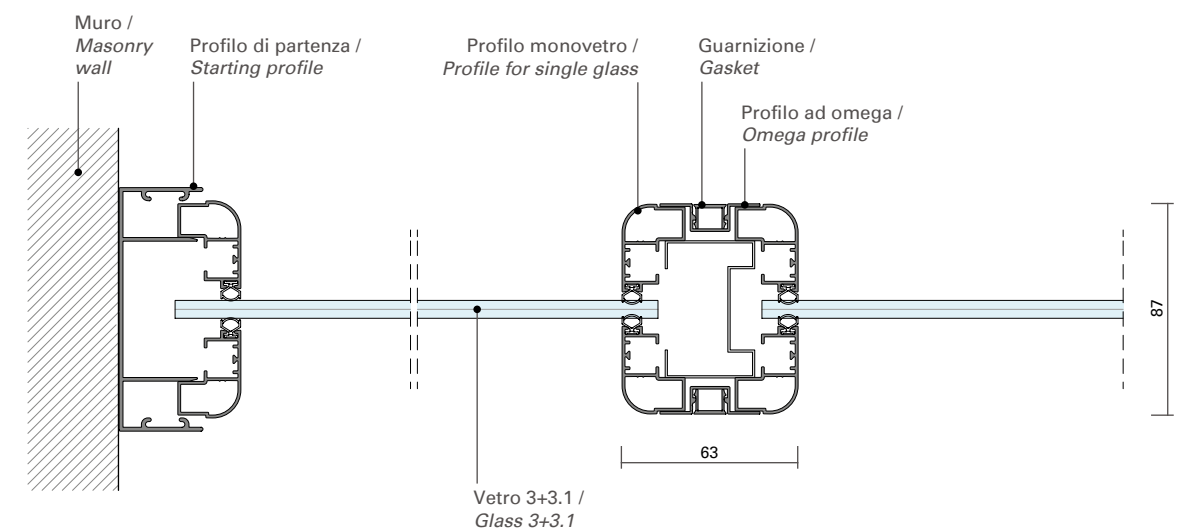
PARETE CIECA /  
FRAMELESS PARTITION

sezione orizzontale / *horizontal section*




PARETE DOPPIO VETRO /  
DOUBLE GLAZED PARTITION

sezione orizzontale / *horizontal section*



PARETE MONOVETRO /  
SINGLE GLAZED PARTITION

sezione orizzontale / *horizontal section*



. moodboard



. 1 vetro trasparente / *clear glass*

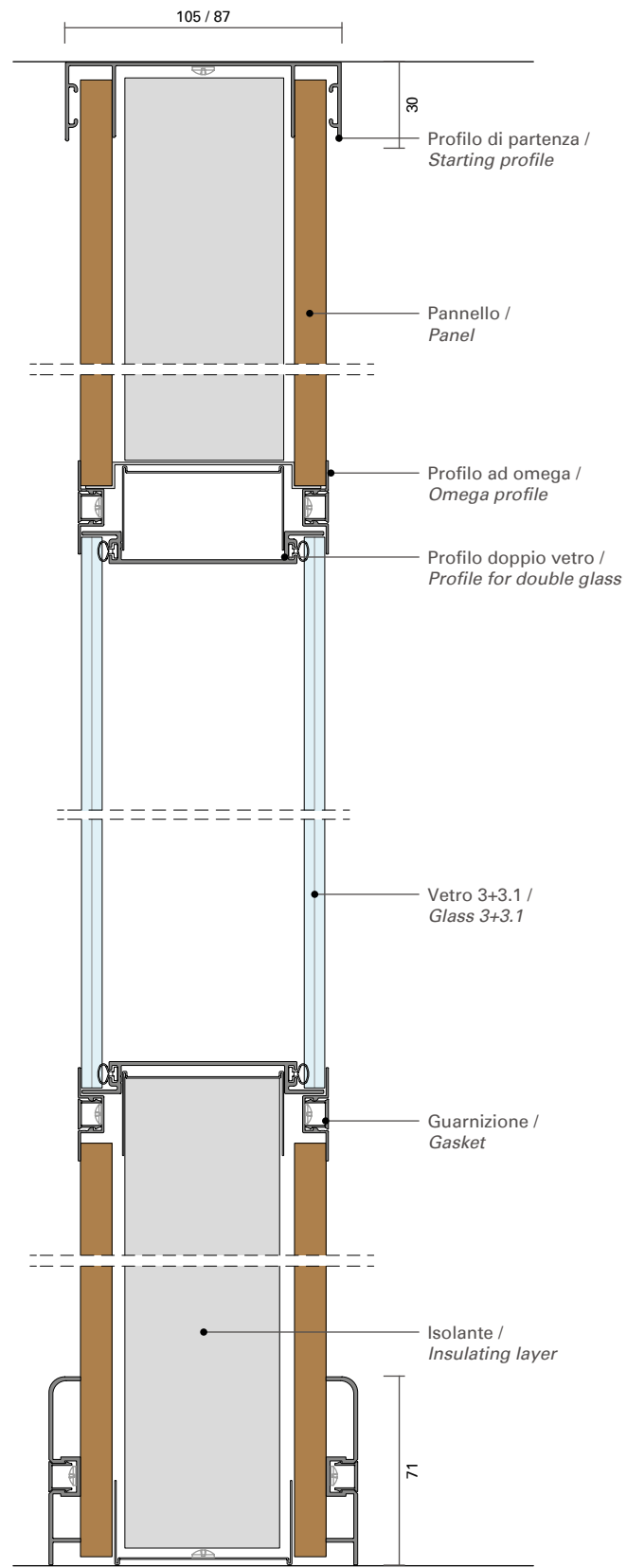
. 2 nobilitato / *melamine DK8 unimetallic metal*

. 3 alluminio nero opaco / *matt black coated aluminium*

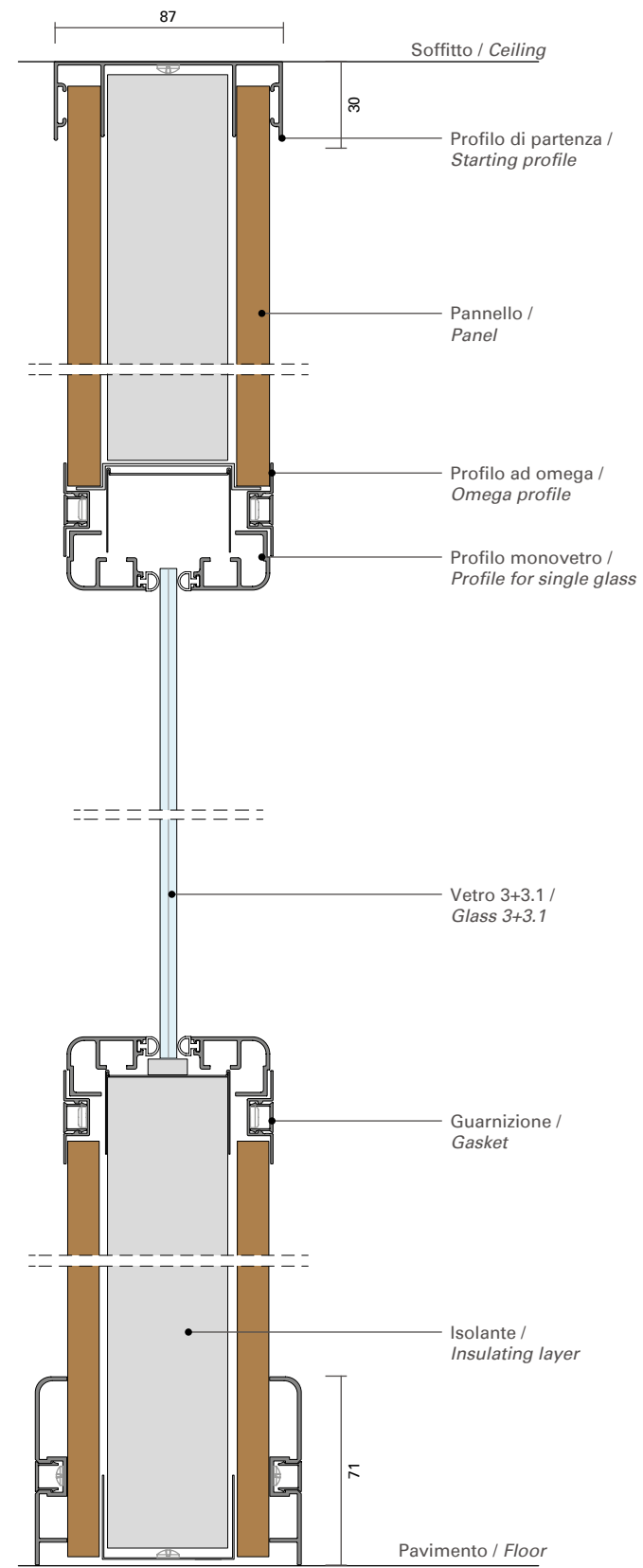
. 4 cemento / *concrete*




. dettagli tecnici / *technical specifications*



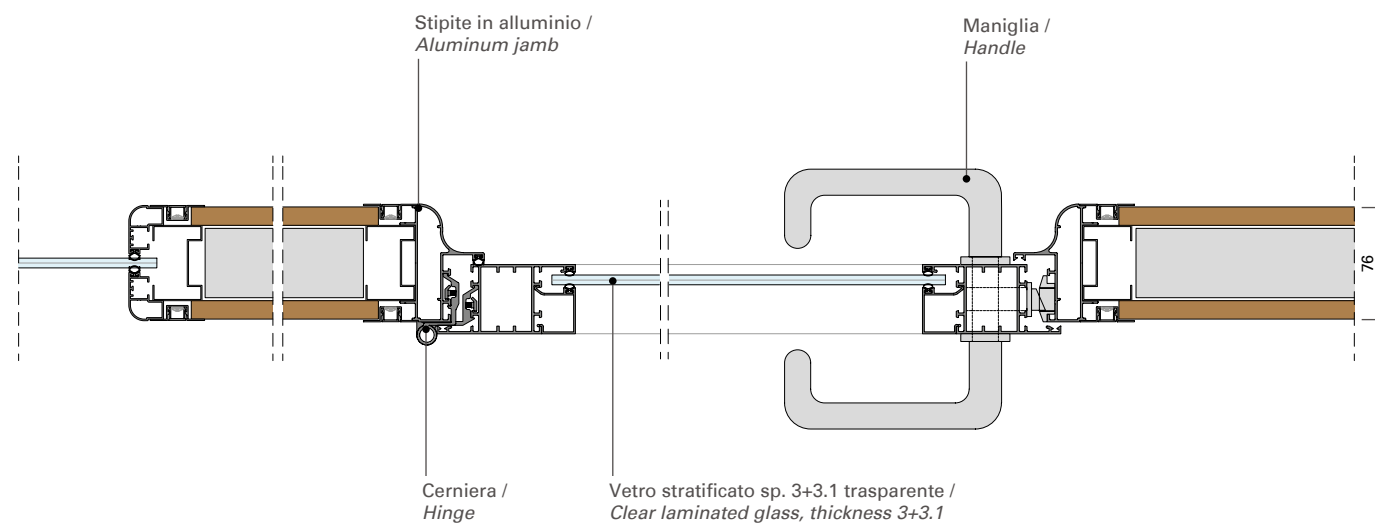
100 B  
sezione verticale / *vertical section*



80 A  
sezione verticale / *vertical section*



. dettagli tecnici / *technical specifications*




R40 - PORTA INTELAIATA VETRO SINGOLO /  
R40 - FRAMED SINGLE GLAZED DOOR

sezione orizzontale / *horizontal section*



. moodboard

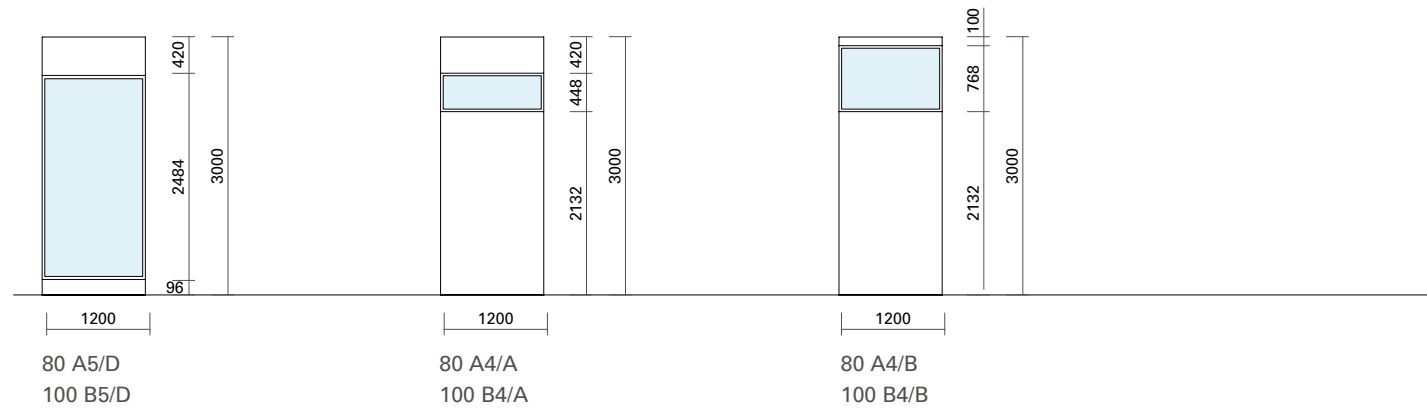
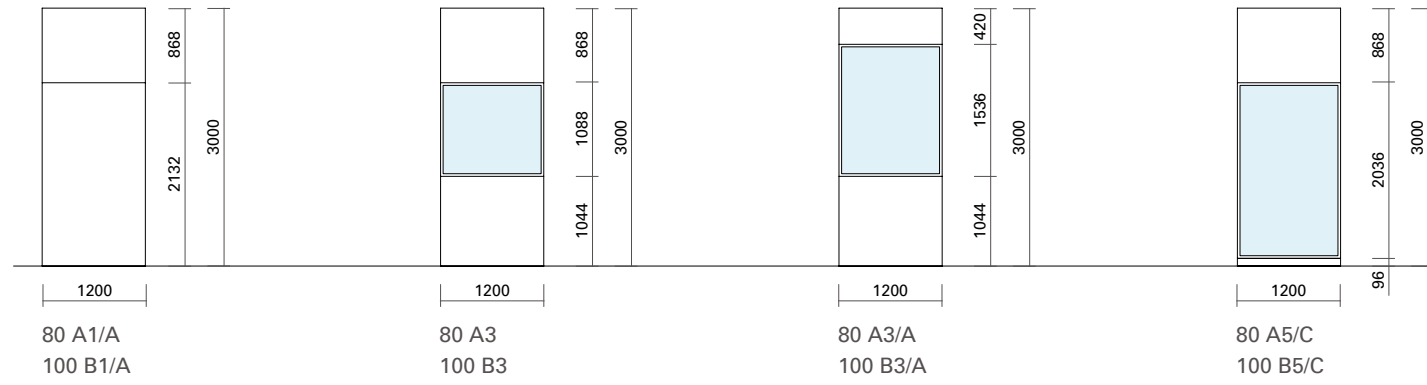


. 1 nobilitato / **melamine U6375 grigio polvere**  
. 2 vetro trasparente / *clear glass*

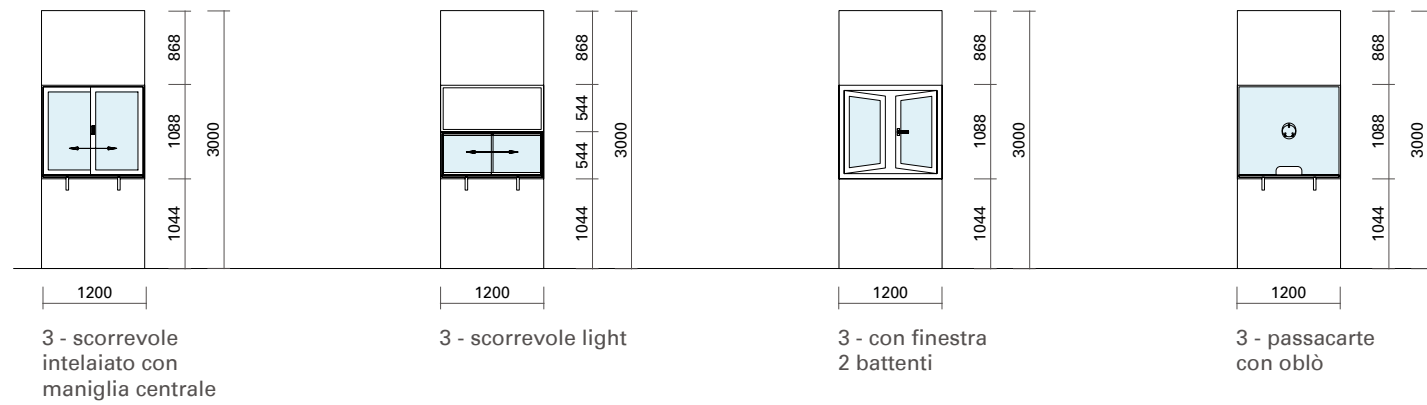
. 3 alluminio ossidato naturale / *natural anodized aluminium*  
. 4 cemento / *concrete*

. abaco moduli 80A-100B / *abaco 80A-100B module*

Moduli standard / *Standard modules*

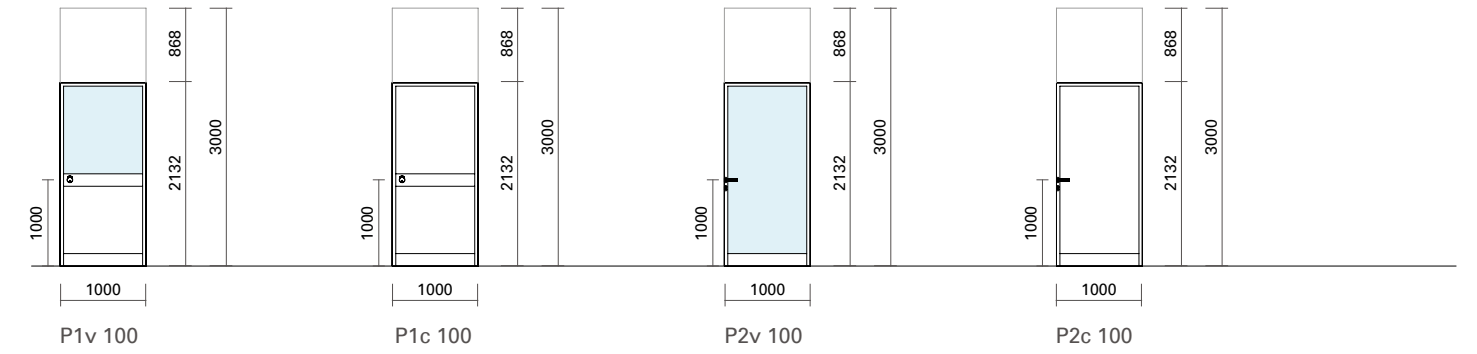


Moduli speciali / *Special modules*

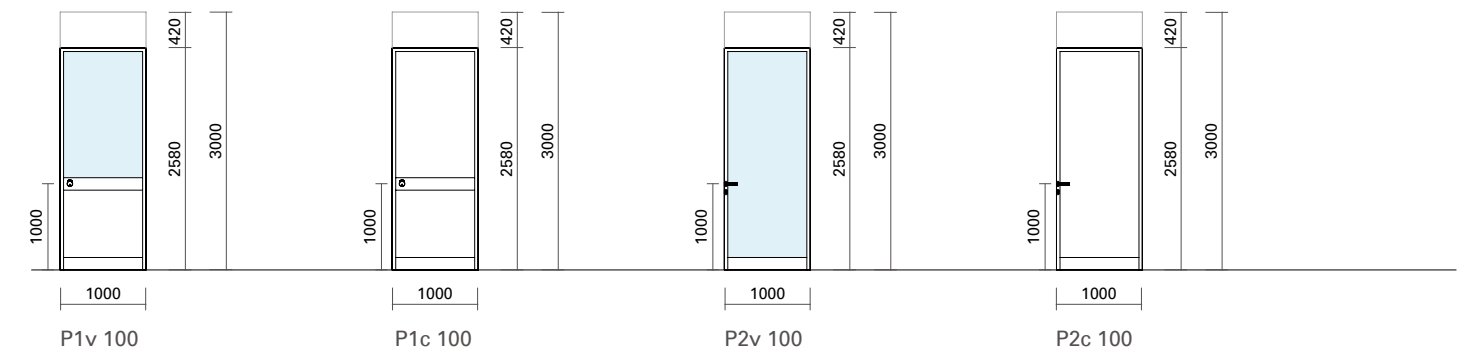


. abaco porte / *abaco doors*

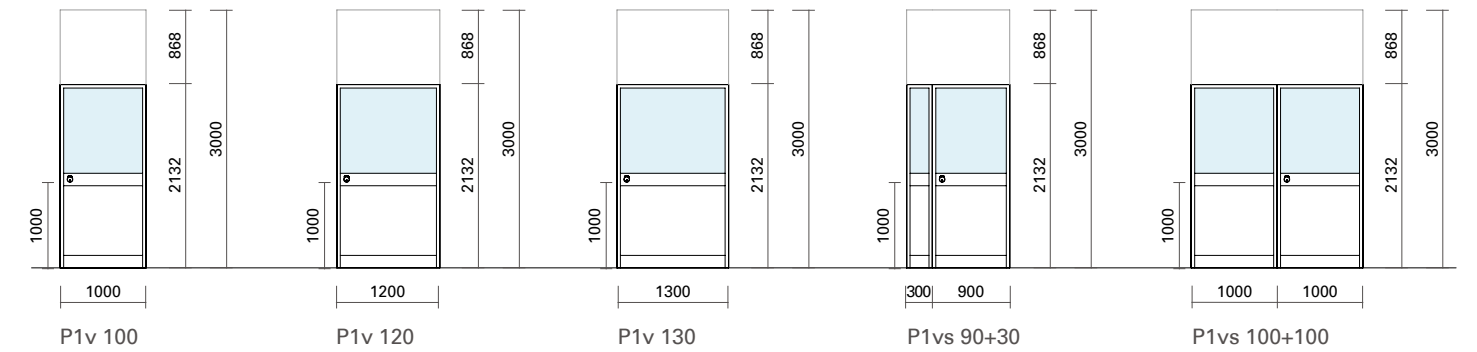
Moduli porte intelaiate H. 2132 mm. Vano di passaggio L. 900 mm /  
Framed doors modules H. 2132 mm. Pass-through width 900 mm



Moduli porte intelaiate H. 2580 mm. Vano di passaggio L. 900 mm /  
Framed doors modules H. 2580. Pass-through width 900 mm



Dimensioni porte / *Door dimensions*



# SERIE

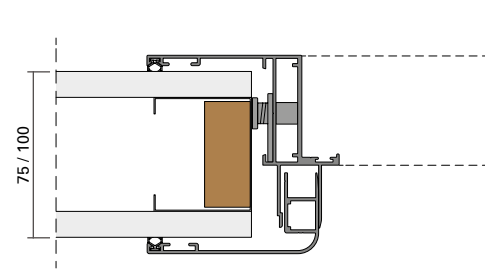
# KLIA

La porta su muratura/ cartongesso chiamata SERIE KLIA è un sistema di porte modulari utilizzate negli allestimenti misti di pareti divisorie, pareti in muratura o pareti in cartongesso. Le porte serie Klia sono progettate per una perfetta installazione in ogni tipo di parete, dalla muratura tradizionale al cartongesso, con ogni tipo di spessore, grazie alle imbotti telescopiche in alluminio estruso. Le porte serie Klia possono avere Ante con soluzioni in Legno, Vetro temperato o intelaiato, singole o doppie, cerniere lineari, maniglie e maniglioni con serratura integrata.

*KLIA SERIES is a versatile modular system featuring doors designed for both masonry and plasterboard walls, ideal for mixed installation setups of partition, masonry and plasterboard walls. Thanks to their design, Klia Series doors fit perfectly in both traditional masonry and plasterboard walls, regardless of thickness, through the use of adjustable extruded aluminium jambs. Klia Series doors can be fitted with single or double panels made of wood, tempered glass, or framed glass. They come with linear hinges, handles, and handle bars with locks.*

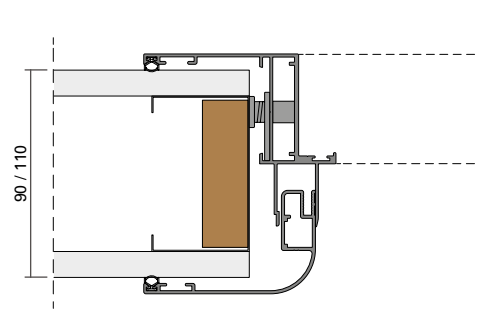
## Serie Klia con stipite Minimal / Klia Series with Minimal doorpost

tipologie / types



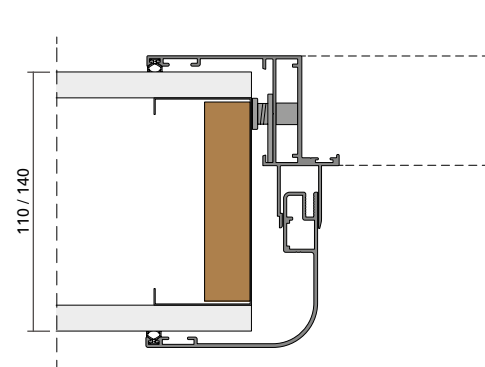
IMBOTTE JOLLY - spessore 75/100 mm /  
JOLLY JAMB - thickness 75/100 mm

sezione orizzontale / horizontal section



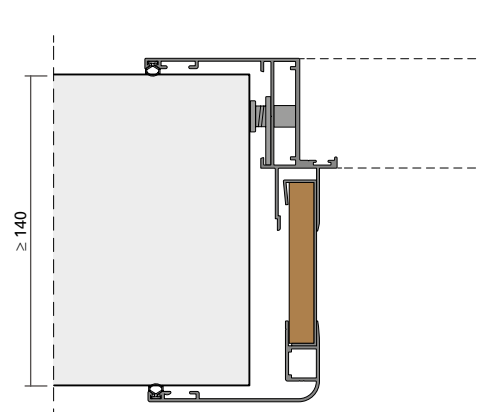
IMBOTTE 1 - spessore 90/110 mm /  
JOLLY JAMB - thickness 90/110 mm

sezione orizzontale / horizontal section



IMBOTTE 2 - spessore 110/140 mm /  
JAMB 2 - thickness 110/140 mm

sezione orizzontale / horizontal section



IMBOTTE JOLLY TELESCOPICA - spessore  $\geq 140$  mm /  
ADJUSTABLE JOLLY JAMB - thickness  $\geq 140$  mm

sezione orizzontale / horizontal section

Porte disponibili per Serie Klia con stipite Minimal:

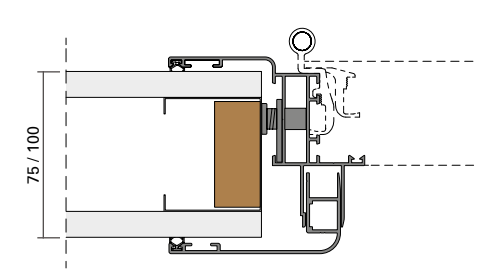
- cieche tamburate senza intelaiatura
- vetrate ante intelaiate in alluminio minimal
- vetrate filo lucido trasparente

Doors available for Klia Series system with Minimal doorpost:

- frameless honeycomb doors
- glazed doors with Minimal aluminium frame
- glazed doors with polished edge

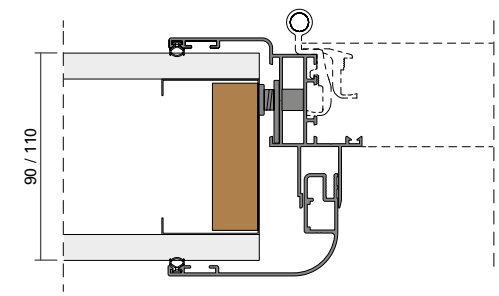
## Serie Klia con stipite R40 / Klia Series with R40 doorpost

tipologie / types



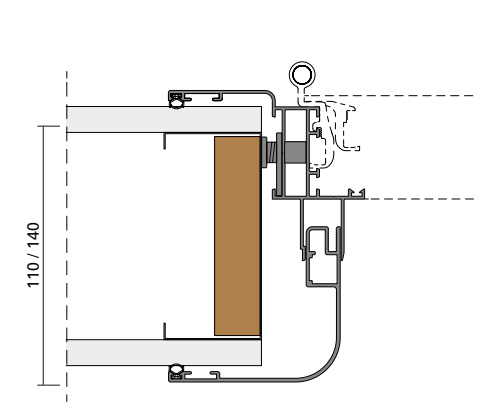
IMBOTTE JOLLY - spessore 75/100 mm /  
JOLLY JAMB - thickness 75/100 mm

sezione orizzontale / horizontal section



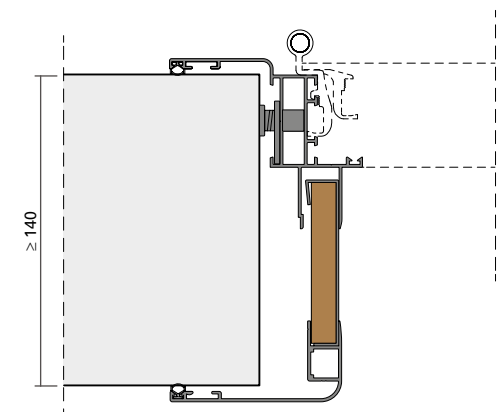
IMBOTTE 1 - spessore 90/110 mm /  
JOLLY JAMB - thickness 90/110 mm

sezione orizzontale / horizontal section



IMBOTTE 2 - spessore 110/140 mm /  
JAMB 2 - thickness 110/140 mm

sezione orizzontale / horizontal section



IMBOTTE JOLLY TELESCOPICA - spessore  $\geq 140$  mm /  
ADJUSTABLE JOLLY JAMB - thickness  $\geq 140$  mm

sezione orizzontale / horizontal section

Porte disponibili per Serie Klia con stipite R40:

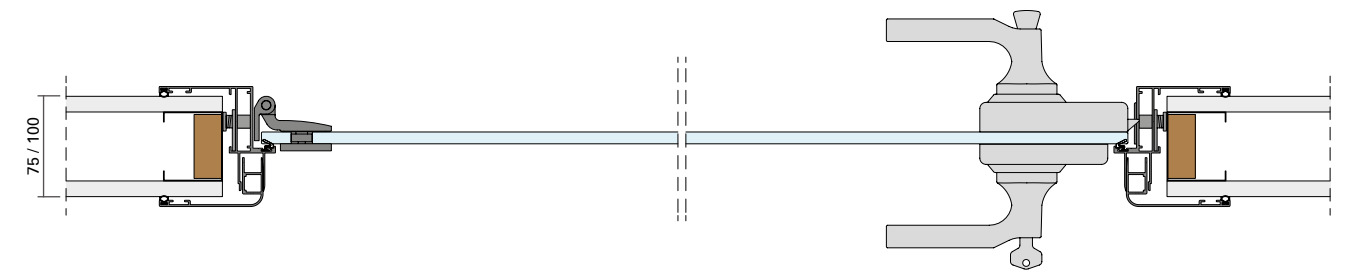
- cieche intelaiate in alluminio R40 con o senza fascia
- vetrate con ante intelaiate in alluminio R40 con o senza fascia

Doors available for Klia Series system with R40 doorpost:

- R40 aluminium framed doors with or without infill panel
- R40 glazed doors with aluminium frame, with or without infill panel



Serie Klia con stipite Minimal / *Klia Series with Minimal doorpost*

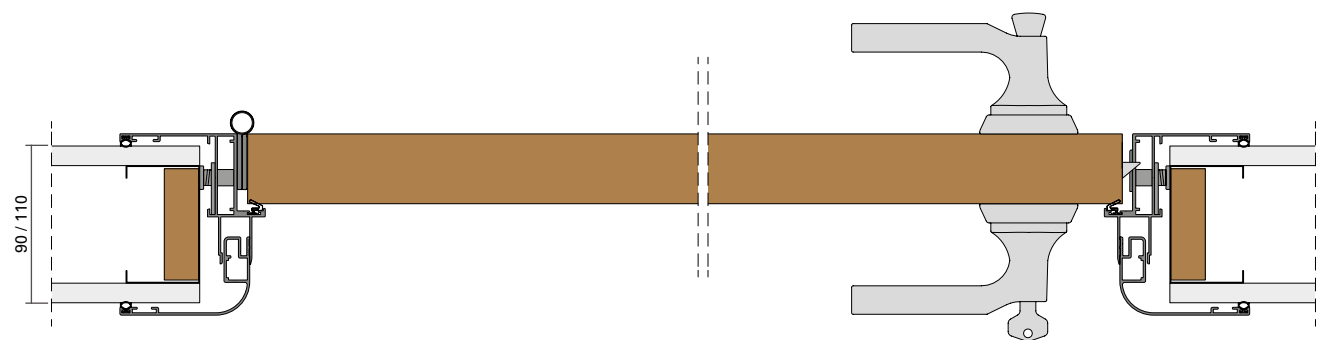


PORTA BATTENTE VETRATA FILO LUCIDO CON IMBOTTE JOLLY /  
SWING GLAZED DOOR WITH POLISHED EDGE AND JOLLY JAMB

sezione orizzontale / horizontal section




Serie Klia con stipite Minimal / Klia Series with Minimal doorpost



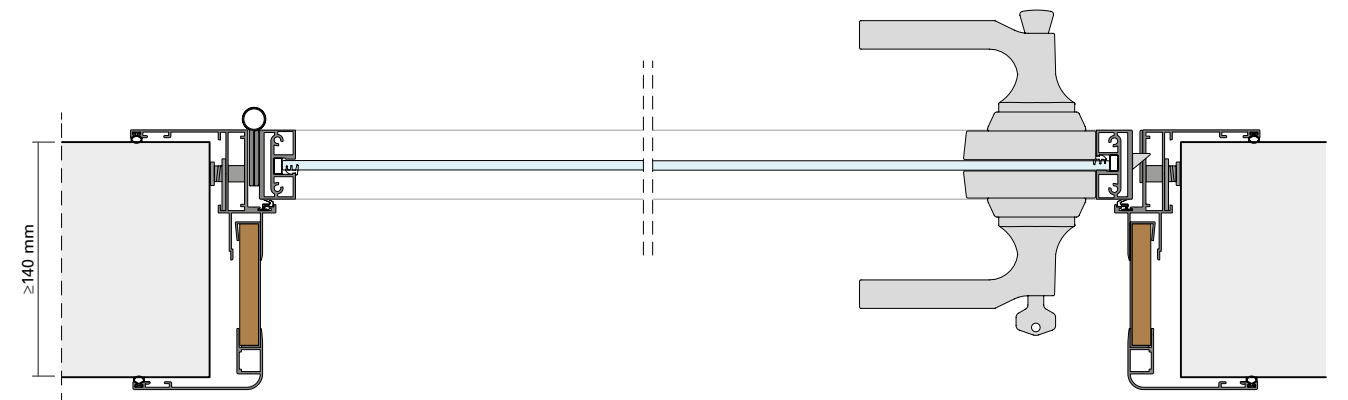
PORTA BATTENTE CIECA TAMBURATA CON IMBOTTE 1 /  
FRAMELESS HONEYCOMB DOORS WITH JAMB 1

sezione orizzontale / horizontal section






Serie Klia con stipite Minimal / *Klia Series with Minimal doorpost*

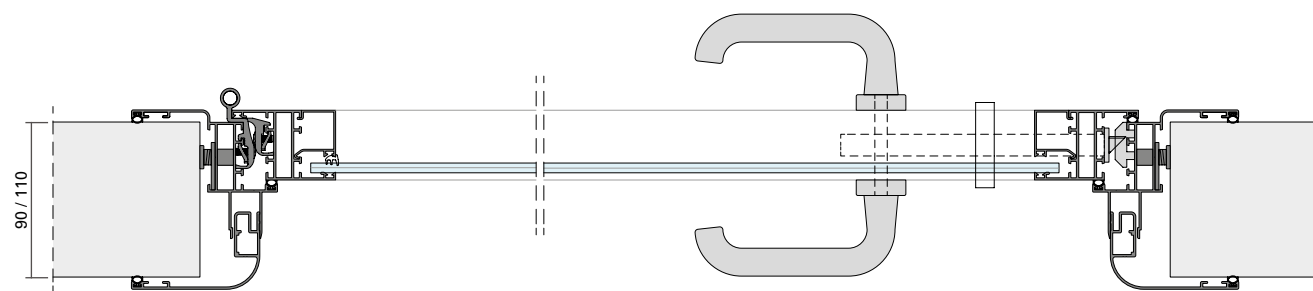


PORTA BATTENTE VETRATA INTELAIATA MINIMAL CON IMBOTTE JOLLY TELESCOPICO /  
SWING GLAZED DOOR WITH MINIMAL FRAME AND ADJUSTABLE JOLLY JAMB

sezione orizzontale / horizontal section




Serie Klia con stipite R40 / Klia Series with R40 doorpost



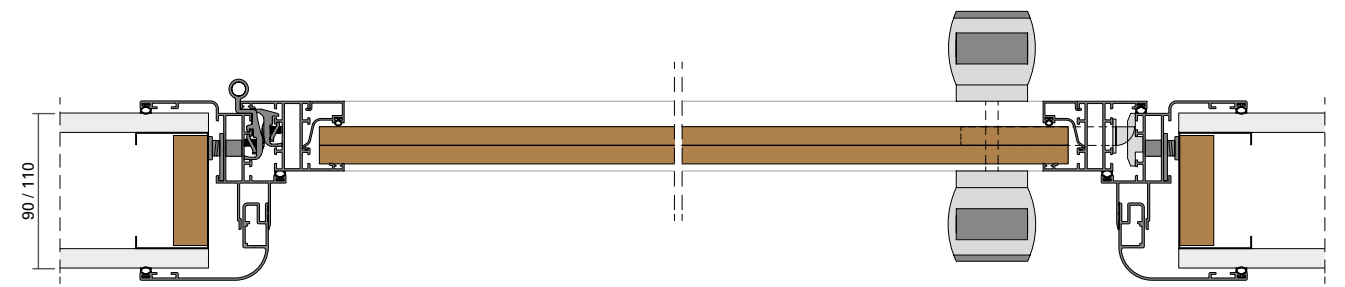
PORTA CON ANTA INTELAIATA CON FASCIA CON IMBOTTE 1 /  
FRAMED DOOR WITH INFILL PANEL AND JAMB 1

sezione orizzontale / horizontal section






Serie Klia con stipite R40 / Klia Series with R40 doorpost

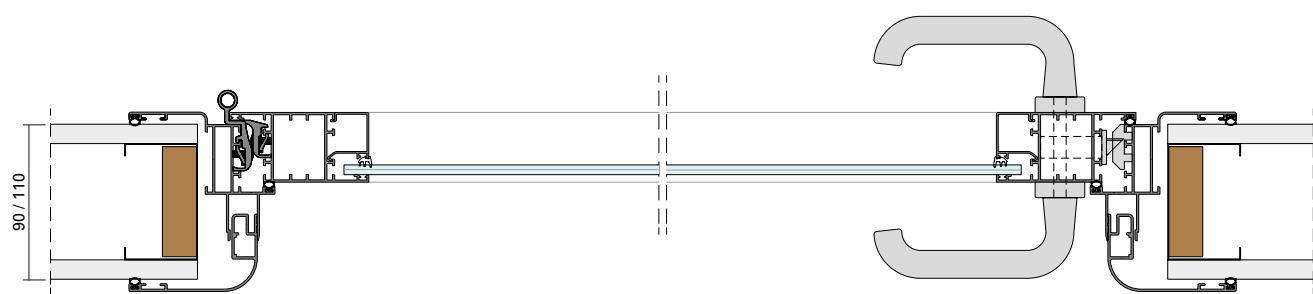


PORTA CON ANTA INTELAIATA CON FASCIA CON IMBOTTE 1 /  
FRAMED DOOR WITH INFILL PANEL AND JAMB 1

sezione orizzontale / horizontal section




Serie Klia con stipite R40 / Klia Series with R40 doorpost



PORTA VETRATA CON ANTA INTELAIATA CON IMBOTTE 1 /  
GLAZED DOOR WITH ALUMINIUM FRAME AND JAMB 1

sezione orizzontale / horizontal section



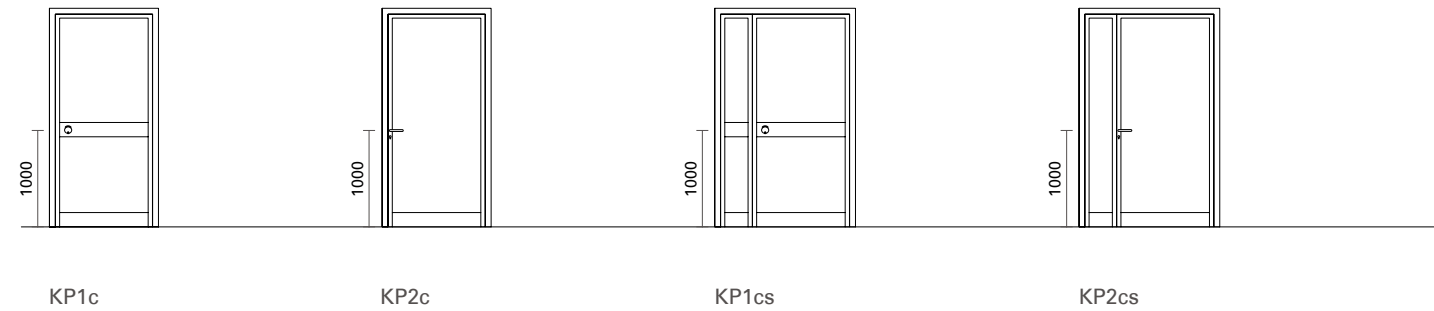
## . abaco porte / abaco doors

Porte disponibili per Serie Klia con stipite R40 / Doors available for Klia Series system with R40 doorpost:

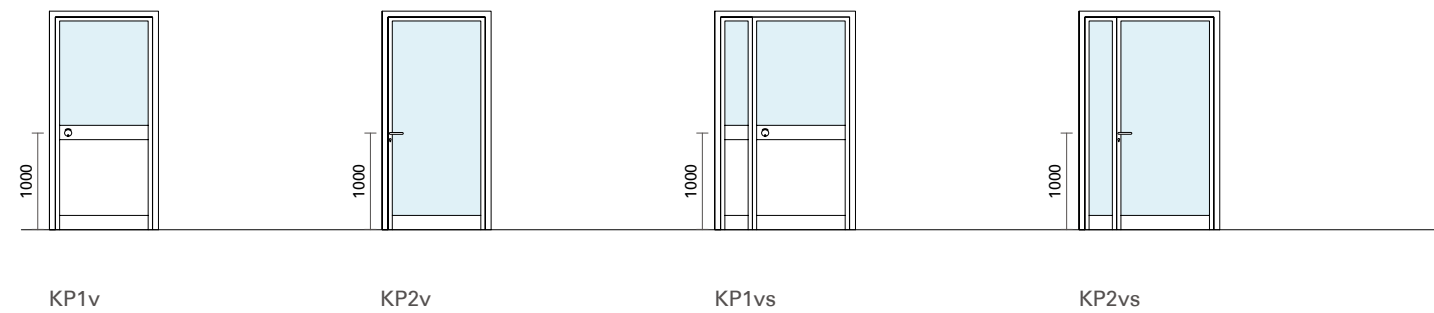
- cieche intelaiate in alluminio con o senza fascia / aluminium framed doors with or without infill panel
- vetrate con ante intelaiate in alluminio con o senza fascia / glazed doors with aluminium frame, with or without infill panel

Tutte le porte sono disponibili nella versione un battente e doppio battente. / All doors are available in single door and double door version.

Porte intelaiate cieche R40 / R40 framed doors



Porte intelaiate vetrate R40 / R40 glazed framed doors

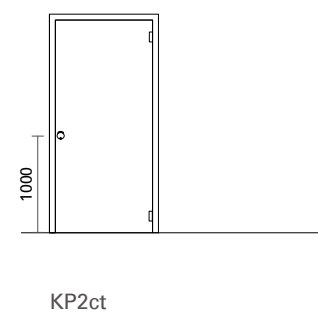


Porte disponibili per Serie Klia con stipite Minimal / Doors available for Klia Series system with Minimal doorpost::

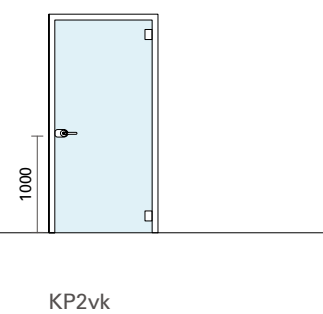
- cieche tamburate senza intelaiatura / frameless honeycomb doors
- vetrate ante intelaiate in alluminio minimal / glazed doors with Minimal aluminium frame
- vetrate filo lucido trasparente / glazed doors with polished edge

Tutte le porte sono disponibili nella versione un battente e doppio battente. / All doors are available in single door and double door version.

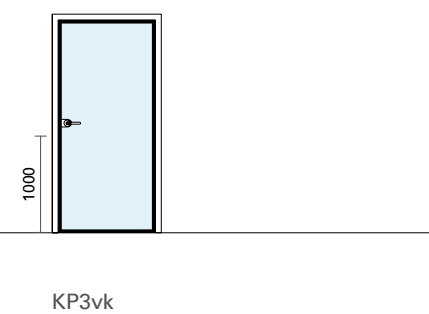
Porte cieche tamburate / Frameless honeycomb doors



Porte vetrate filo lucido / Glazed doors with polished edge



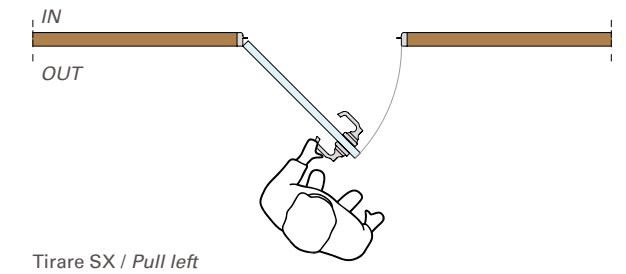
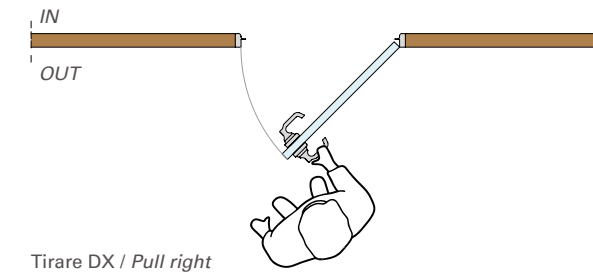
Porte vetrate intelaiate minimal / Glazed doors with Minimal aluminium frame



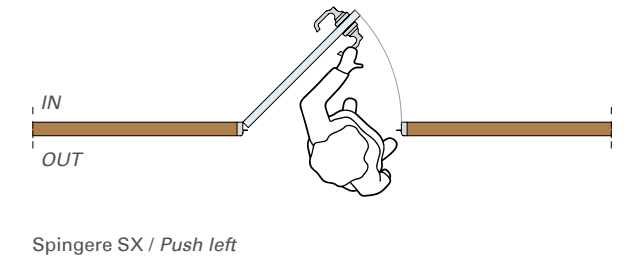
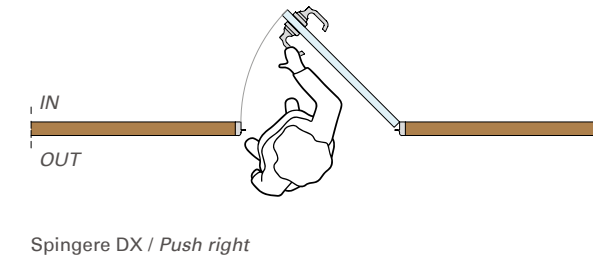
ATTENZIONE: Rilevare le misure del foro muro/cartongesso per dimensionare la porta.  
PLEASE NOTE: measure the masonry/plasterboard wall rough opening to size the door.

## . apertura porte / door opening

SENSO DI APERTURA PORTE A TIRARE / PULL TO OPEN



SENSO DI APERTURA PORTE A SPINGERE / PUSH TO OPEN



. finiture / finishes

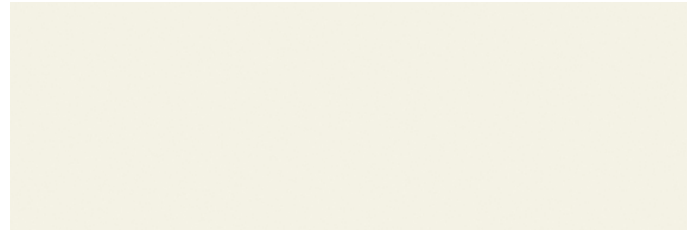
. profili in alluminio / aluminium profiles



alluminio ossidato naturale /  
natural anodized aluminium



alluminio lucido /  
polished aluminium



verniciato bianco opaco RAL 9010 /  
RAL 9010 matt white



verniciato nero opaco RAL 9005 /  
RAL 9005 matt black



verniciato grigio opaco RAL 7016 /  
RAL 7016 matt grey


. vetri / glass panes




trasparente /  
clear




trasparente extralight /  
extra-clear



bianco latte /  
white



acidato /  
etched



pellicolato opaco /  
matt film



grigio fumo /  
smoked grey



vetro colorato (su richiesta)  
colored glass (on request)

Le texture, i colori dei materiali e delle finiture hanno valore indicativo in quanto soggetti alle tolleranze dei processi di stampa.  
Textures and colours of materials and finishes are for reference only, since they depend on the tolerances applicable to the printing process.

. finiture / finishes

. nobilitati decorativi / decorative melamine veneers



20M twist



DN8 kena cemento



DB1 nitens white



P01 gessato grigio




DB2 nitens grey



DB4 nitens dark



D72 eureka chiaro




DR1 pecan naturale



TR9 oxyd

. nobilitati decorativi / decorative melamine veneers




OK8 unimetallic metal



ST DEC. 5981 cashmere


. nobilitati tinta unita / solid colour melamine veneers



U6351 bianco extra



U6375 grigio polvere



AP2 grigio



797 grigio grafite

Le texture, i colori dei materiali e delle finiture hanno valore indicativo in quanto soggetti alle tolleranze dei processi di stampa.  
Textures and colours of materials and finishes are for reference only, since they depend on the tolerances applicable to the printing process.

. maniglie / handles

. maniglie pareti Serie 80A-100B / handles for Series 80A-100B partitions



Europa



Nova PremiApri (chiave/nottolino) /  
Nova PremiApri (key/thumbturn)



Fuji



Habana

. maniglie per porte battenti / handles for swing doors



Paris legno (chiave/nottolino) /  
Paris wood (key/thumbturn)



Paris legno (chiave/nottolino) /  
Paris wood (key/thumbturn)



Paris vetro (chiave/nottolino) /  
Paris glass (key/thumbturn)



Paris vetro (chiave/nottolino) /  
Paris glass (key/thumbturn)

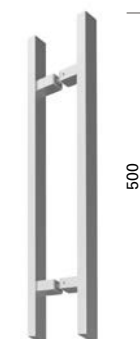


Arles legno complanare (chiave/nottolino) /  
Arles wood coplanar (key/thumbturn)



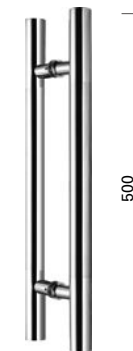
Arles vetro (chiave/nottolino) /  
Arles glass (key/thumbturn)

. maniglioni / handle bars



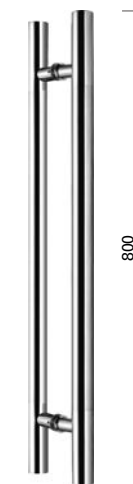
DH25

sezione quadra /  
square section



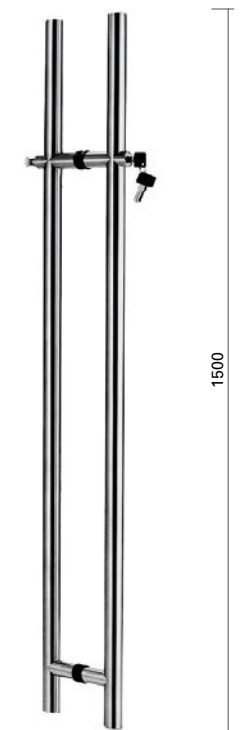
DH3A2

Ø25



DH3D

Ø32



500W50

Ø35

(con serratura chiave/nottolino) /  
(doorknob with key/thumbturn)

Art direction: Solutionstudio  
Image e styling: Solutionstudio

Printed in Italy  
2026-1 edition

L'azienda si riserva di modificare e migliorare le caratteristiche dei prodotti presenti in questo catalogo per poter soddisfare le esigenze di mercato.

Le texture, i colori dei materiali e delle finiture hanno valore *indicativo in quanto soggetti alle tolleranze dei processi di stampa.*

Per un esatto riferimento sulle specifiche dettagliate dei prodotti è consigliato l'uso della scheda tecnica.

*Fipe System reserves the right to make changes and improvements to the characteristics of the products shown in this catalogue in order to meet market requirements.*

*Textures and colours of materials and finishes are for reference only, since they depend on the tolerances applicable to the printing process.*

*Please refer to the technical data sheet for more detailed information on the products.*



*La collaborazione con CSI di Bollate (Milano) ha contribuito a raggiungere ottimi risultati nell'isolamento acustico ottenuto dall'utilizzo dei prodotti Fipe System srl.*

*The collaboration with company CSI, based in Bollate near Milan, has been instrumental in achieving outstanding sound insulation results, thanks to the use of Fipe System s.r.l. products.*



Fipe System srl  
Via Guido Rossa, 6 20815 Cogliate (MB) Italy  
T +39 02 96469109 - info@fipesystem.com  
fipesystem.com



Fipe System srl  
Via Guido Rossa, 6 20815 Cogliate (MB) Italy  
T +39 02 96469109 - info@fipesystem.com  
fipesystem.com

---